

The image shows a bright, modern home office. Two skylights with white frames and light-colored blinds are set into a sloped ceiling, providing natural light. Below the skylights, a light-colored wooden desk is positioned against a wall with dark, patterned wallpaper featuring a botanical design. On the desk, there is a laptop, a potted plant, and other small items. Two black metal chairs with wooden seats are tucked under the desk. To the right, a wooden shelf holds various decorative items, including a basket and a striped cloth. The overall atmosphere is warm and inviting.

VELUX®

Product Catalogue

UK Price List (excludes VAT)
Valid from 1st February 2023
velux.co.uk



Contact us

If you need more information or technical support, we are here to help.

Telephone: 01592 778 225
E-mail: sales@velux.co.uk

Website: velux.co.uk



Contents

- 4 Transforming spaces
- 5 It's our nature
- 6 Why VELUX®
- 8 News
- 20 Your guide to getting the right solution
- 21 Our roof window features at a glance
- 22 Standard glazing
- 23 Special glazing
- 163 Practical information
- 170 Size and replacement

27 Intelligent Home Control

33 Roof windows

85 Installation and flashings

105 Flat roof windows

121 Blinds and shutters

153 Sun tunnels

159 Accessories

Transforming spaces into favourite places

We all look for the perfect place where we can relax, recharge and feel content – or even be more productive. And often, without us noticing, it is a place filled with daylight and fresh air.

For over 80 years, the VELUX Group has helped people transform spaces using daylight and fresh air through the roof. By creating brighter, healthier, more sustainable places to live, work, learn and play, we enable a better everyday life for people around the world.

Our award-winning roof windows can fit any roof – flat, pitched, old or new – and can be accessorised with VELUX blinds

and shutters. You can even add more space to your home with a VELUX roof balcony or upgrade your roof windows to VELUX ACTIVE with NETATMO, intelligent home solution.

VELUX roof windows are built to last. We take pride in our craft and high-quality products. But what you may not see is that VELUX roof windows are part of an ambitious sustainability

strategy. We plan to capture the VELUX Group's historical carbon footprint, alongside dramatically reducing future emissions to make us lifetime carbon neutral by 2041.

In other words, there are several reasons to take a deep breath and look out of a VELUX roof window.



It's our nature

With our Sustainability Strategy 2030, we have made a commitment to capture our historical CO₂ emissions and reach carbon neutrality by 2041 – our 100-year anniversary.

Acting sustainably has always been in our nature at VELUX. That's why in 2020, we introduced a pioneering new commitment as we enter what the UN describes as the Decade of Action. Our plan is to dramatically reduce our future carbon emissions in line with science, and at the same time capture our historical carbon footprint all the way back to the time of our founding in 1941,

by protecting and restoring forests. At our centennial anniversary in 2041, we will be Lifetime Carbon Neutral.

To capture our historical carbon footprint, we have started a 20 year-long partnership with WWF (World Wide Fund for Nature) on forest and nature projects around the world.

Going forward, we will drive down our future carbon emissions by accelerating our investments in energy efficiency, shift to 100% renewable electricity, as well as substantially change the way we specify and purchase materials for our products. In short, if you buy a VELUX roof window in 2020 and a similar roof window in 2030, the 2030 roof window will contain 50% less CO₂. By 2030, we will be a carbon neutral company and will have halved carbon emissions across our entire value chain.

When you buy a VELUX solution, you are part of this journey. You will also automatically find yourself at the forefront of roof window technology that creates better and healthier homes. For example, by applying smart sensor-based solutions to a roof window, you can benefit from a self-regulating indoor climate for sustainable indoor living.

We all need a healthy home – including Mother Nature. With our new Sustainability Strategy, we are doing everything we can to make that happen.

Why VELUX®

All over the world, VELUX roof windows contribute to healthy indoor environments by letting in fresh air and daylight. Here are five other good reasons why you should consider an original VELUX roof window.

80 years of innovation

When the first VELUX roof window transformed a dark attic into a liveable space, it was a revelation. That was 80 years ago but our passion for daylight, fresh air and better living environments continues to this day, and can be seen in constant innovation and award-winning design.



Extensively tested

VELUX products are designed to meet the highest quality standards and are thoroughly tested. For example, all roof windows are tested to withstand a year's worth of rainfall in just 15 minutes. They are also opened and closed 25,000 times – the equivalent of opening and closing the window every day for 68 years!

10-year guarantee

We strive to ensure the quality of all VELUX products and accessories lives up to our customers' exacting standards. However, in the rare event that you experience a problem with your VELUX roof window, we offer a 10-year guarantee on all core products. On blinds, shutters and electrical products we offer up to a 3-year guarantee. We also offer up to 25 years' availability on spare parts.



Here for you

When you need support, our team is never more than a phone call away. The expert team are trained to give you as much in-depth assistance on planning, installation and aftercare as you need. Call us on 01592 778 225.



Focused on sustainability

Sustainability is ingrained in everything we do. Not only do VELUX roof windows save energy and last for generations, but our production facilities strive to achieve zero waste, source responsibly and continually reduce environmental impact.

Turn your **dreams** into reality with the new **2in1** and **3in1** roof windows

News

More daylight in one installation



News

Available
March 2023



Double the daylight in one installation

Introducing the new VELUX 2in1 roof window

Enjoy an easier way to get more daylight and fresh air into your room. Made for rooms of 10m² and larger, the new 2in1 roof window fits perfectly in most small to medium rooms, doubling the daylight in one installation for stunning transformations.

The slim profiles of the 2in1 roof window bring in more daylight, open up the view to the outside and create a fabulous addition to your home. Furthermore, it's great value for money as it uses multiple roof windows in a single frame for a simple and more cost-effective installation.

Two windows, one installation

The unique design gives you the easiest and most cost-effective way to let more daylight into your room.

More daylight

Compared to a single roof window, the 2in1 increases daylight in your room by up to 249% for a much more spacious feel.

Aesthetic design

With a slim profile, you get a stylish look that maximises the amount of daylight entering the room.

Full heat protection program

A wide assortment of interior blinds and exterior heat protection accessories are available so you can maintain a comfortable temperature in your room all year round.



One openable sash

News

More daylight in one installation

Turn any space into a light, bright, and favourite place

There is now an easier way to achieve more daylight. The new 2in1 and 3in1 roof windows create a stunning impact that can transform any space.

A new standard for daylight is here. Create an incredible panoramic view with our new 2in1 and 3in1 roof windows, bringing more light and fresh air into your room and allowing you to unlock the potential of any space in one simple, single installation. Perfect for rooms from 10m² and above.

- Slim profiles for more daylight and view
- Exclusive feeling of spaciousness
- Most affordable way to the right amount of daylight
- One frame for easy installation



Get the daylight you need from the start

Natural light has the most important role in transforming your space, making it feel larger and more energised. With multiple sashes in one frame it has never been easier to get the right amount of daylight in one go.

Read more about the full range from page 33.

2in1 roof window available March 2023

Designed to complement heritage

News

Heritage conservation roof window

Sensitively enhancing the future value of historical buildings

A historical building is a gift from days gone by. It tells the tale of a rich and diverse building tradition. It shows us how life used to be.

The new Heritage conservation roof window is designed to be in harmony with historical façade aesthetics. Slim and elegant and sitting flush to the roofing material, it blends beautifully into historical roofs.

Inspired by today and tomorrow, as much as the past, it enhances modern indoor living and helps to transform spaces into favourite places.

Designed for heritage

Co-created with conservation specialists and specifically designed to be in keeping with heritage aesthetics of traditional buildings, and properties located in conservation areas.

Seamless fit

From the slim profile, down to the authentic glazing bar and step pane, every element of the Heritage conservation roof window is carefully considered.

Made to last

Tried and tested in northern Europe's largest wind tunnel for wind and water resistance.

Installation

Flashing kit for easier and faster installation as no time-consuming customisation with lead is required. Option of outside or inside installation for ultimate convenience.



New and improved installation process

Every roof window installation job requires skill and experience – as well as the right tools and materials. The VELUX installation process is designed and optimised to support your workflow so you can achieve the best possible results.

To make your work more efficient, we have made a number of improvements to the products used throughout the installation – from magnetic screws to the easy-to-apply underfelt collar.

We've also introduced installation products into our flashing set, so you have everything you need in one box for a perfect installation.

[Read more from page 85](#)





News

CO₂ reduced with recycled materials

More natural by design

Blinds that bring the feeling of nature into your home

Our new Nature Collection of roller blinds come in a range of colours that allow you to bring the peace and tranquillity of nature directly into your home.

Designed for maximum light control, perfect fit and long-lasting performance, they are the natural choice for getting the most out of your VELUX roof windows.

They are certified Standard 100 and STeP by OEKO-TEX® (1076-184 DTI) and are primarily made from recycled materials – which halves their carbon footprint compared with other collections – because it's our nature.

Join us on our sustainability journey.
Read more about the collection on page 135.

Nature Collection blinds available March 2023.

Blackout roller blind (DKY)

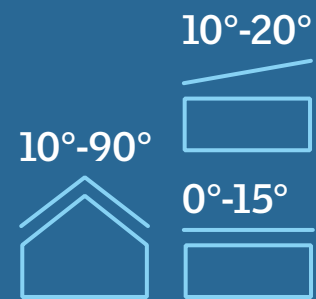


Translucent roller blind (RFY)



Your guide to getting the right solution

Natural light is essential to your wellbeing. Window size, as well as the number of windows, is fundamental to how your space will look and feel.

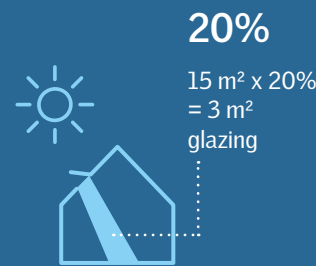


1. Identify roof pitch
VELUX roof windows can be installed in both pitched and flat roofs.

Use the tabs to find the roof window type that best suits your project.



5. Choose roof window operation
Most VELUX roof windows can either be operated manually or automatically via a remote switch. Solar and electric options are available, perfect for out-of-reach areas.



2. Get the right amount of daylight
For optimal comfort, we recommend that the glazed areas represent 20% of the overall floor space.



6. Choose installation products
VELUX provide a range of flashings to suit your roofing material. They are designed to provide a durable, 100% watertight and weather-proof seal between the window and the roof.



3. Choose glazing
Get the glazing option that's right for your space – from extra noise reduction to diminish outside street noise to triple glazing for enhanced thermal efficiency. Find out more on page 22.



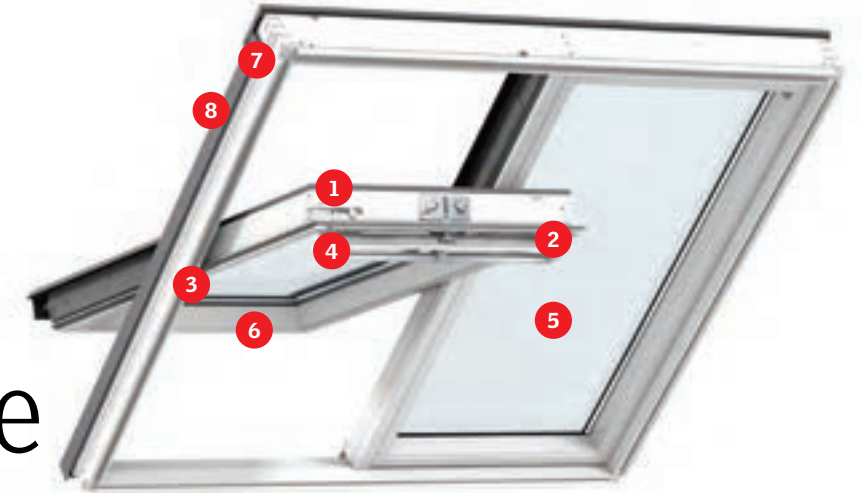
7. Choose daylight control and heat protection
Select interior blinds for light dimming or blackout. Choose from a wide range of blind types and colours to match the room type and style. Select exterior products for heat protection and blackout. This will keep your home cool on hot days and nights. See full range of manual and remote operated blinds and shutters from page 121.

White polyurethane
White painted
Clear lacquered



4. Choose interior finish
VELUX roof windows come in a variety of materials to match all interior styles. Find the perfect interior finish for your project and your room.

Our roof window features at a glance



1. Roof window can be rotated 180° and secured in place with built-in barrel bolt for easy cleaning from the inside.



5. All standard glazing comes with premium features like safety lamination, toughened glass, UV filter and our unique rain noise reduction.



2. Ventilation bar lets fresh air into your home even when roof window is closed.



6. VELUX ThermoTechnology™ transfers less energy and keeps your home warm.

ThermoTechnology™




3. High-quality pivot hinges for smooth operation.




7. Simple red and blue line bracket system differentiates between standard and recessed installation.



4. Pre-mounted brackets for straightforward blind installation. Simply click on the blind and add the pre-cut side channels.



8. Click-on covers make your installation easier, faster and safer.



Standard glazing



Made for Comfort

Glazing 70
Provides great comfort with all the standard features, including new rain noise reduction, laminated safety glass, protection from UV rays, and extra-strength toughened glass.

✓	✓	✓	✓		
Thermal transmittance window	Uw 1.3	●●			
Thermal transmittance glazing	Ug 1.0	●●●			
Energy transmittance	g 0.46	●●			
Sound insulation	35 dB	●●			
Layers of glass	2				



Made for Better comfort

Glazing 68
3-layer glazing that offers all features of the Comfort Glazing 70 and better energy efficiency. Reduces the feeling of cold that comes from a window during winter.

✓	✓	✓	✓		
Thermal transmittance window	Uw 1.1	●●●			
Thermal transmittance glazing	Ug 0.7	●●●●			
Energy transmittance	g 0.49	●●			
Sound insulation	35 dB	●●			
Layers of glass	3				



Made for Well-being

Glazing 66
3-layer glazing that minimises the feeling of cold and blocks outside noise so you can feel warm and relaxed. Easy-to-clean and anti-dew coatings provide clearer views.

✓	✓	✓	✓	✓	✓
Thermal transmittance window	Uw 1.0	●●●			
Thermal transmittance glazing	Ug 0.6	●●●●			
Energy transmittance	g 0.44	●●			
Sound insulation	37 dB	●●●			
Layers of glass	3				



Made for The best experience

Glazing 67
Our best performing 3-layer glazing provides the ultimate combination of thermal efficiency and noise reduction to deliver optimal energy efficiency and indoor comfort.

✓	✓	✓	✓	✓	✓
Thermal transmittance window	Uw 0.83	●●●●			
Thermal transmittance glazing	Ug 0.4	●●●●●			
Energy transmittance	g 0.44	●●			
Sound insulation	38 dB	●●●			
Layers of glass	3				

Glazing features

Rain noise reduction
Enjoy a good night's sleep without being awoken by heavy rain noise on the roof window.

Safety lamination
Prevents glass from falling into the room in case of accidental breakage.

Toughened glass
Adds strength to the outer pane protecting against external environmental factors.

UV filter
Protects your interior furnishings from fading due to the sun's harmful UV rays.

Easy-to-clean
Dirt-repellent coating lets you spend less time cleaning and more time enjoying the view.

Anti-dew
Hydrophobic coating reduces the amount of dew that can form on the outside for a clearer view.

- **Good**
- **Very good**
- **Excellent**
- **Best**

Special glazing



Made for Heat protection

Glazing 69
This 3-layer glazing filters out the heat from the sun's rays to keep your home more comfortable. High thermal efficiency prevents the feeling of cold that comes from a window during winter.

✓	✓	✓	✓		
Thermal transmittance window	Uw 1.1	●●●			
Thermal transmittance glazing	Ug 0.7	●●●●			
Energy transmittance	g 0.27	●●●●			
Sound insulation	35 dB	●●			
Layers of glass	3				



Made for The best noise reduction

Glazing 62D
Our highest-performing noise reduction glazing ever. The 2-layer glazing offers excellent reduction of sound and reduces street noise to just a whisper. Great for homes near busy areas.

✓	✓	✓	✓		
Thermal transmittance window	Uw 1.3	●●			
Thermal transmittance glazing	Ug 1.0	●●●			
Energy transmittance	g 0.53	●●			
Sound insulation	44 dB	●●●●			
Layers of glass	2				



Made for Noise reduction & comfort

Glazing 62
This noise reduction window with 3-layer glazing provides up to a full 42 dB of sound reduction together with high thermal insulation. Great for homes that need additional protection from outside noise and colder weather.

✓	✓	✓	✓		✓
Thermal transmittance window	Uw 0.92 - 1.0	●●●			
Thermal transmittance glazing	Ug 0.5	●●●●			
Energy transmittance	g 0.47	●●			
Sound insulation	42 dB	●●●●			
Layers of glass	3				



Made for Extra security

Glazing 70Q
This certified security window features 2-layer glazing and offers the highest burglary resistance on the market. Provides an array of security features to prevent attempts of external force and breakage.

✓	✓	✓			
Thermal transmittance window	Uw 1.3	●●			
Thermal transmittance glazing	Ug 1.0	●●●			
Energy transmittance	g 0.45	●●			
Sound insulation	35 dB	●●			
Layers of glass	2				



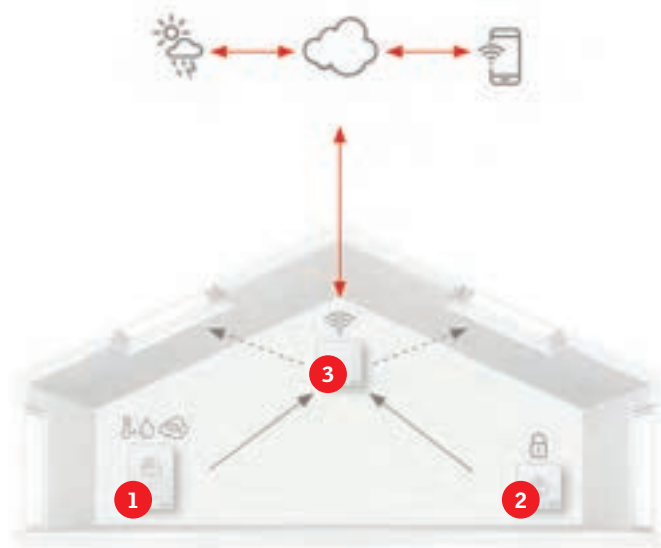
Made for Better comfort in low pitch roofs

Glazing 15
3-layer glazing for low pitch roofs (GBL), offering all VELUX premium standard features and better energy efficiency. Reduces the feeling of cold that comes from a window during winter.

✓	✓	✓	✓		
Thermal transmittance window	Uw 1.1	●●●			
Thermal transmittance glazing	Ug 0.7	●●●●			
Energy transmittance	g 0.50	●●			
Sound insulation	35 dB	●●			
Layers of glass	3				

How does VELUX ACTIVE work?

VELUX ACTIVE with NETATMO is continuously monitoring the temperature, humidity and CO₂ levels in your home and opens or closes your roof windows, blinds and shutters to create a healthier indoor climate for you and your family.



The three elements of VELUX ACTIVE

1. **Indoor climate sensor** – monitors the humidity and temperature values in the room and transmits them to the gateway.

2. **The departure switch** – closes all the windows with a single push of a button.

3. **The gateway** – the 'heart' of the VELUX ACTIVE system, it connects the electrical products to your Wi-Fi router (internet), to the indoor climate sensor and to the departure switch.





Intelligent Home Control

Unlock the full potential of your solar or electric roof windows, blinds and shutters with VELUX Intelligent Home Control – the range of smart control solutions that empower you to take control of your indoor comfort with ease, while enjoying the full benefits of daylight and fresh air.

VELUX Touch

Page 29

VELUX App Control

Page 30

VELUX ACTIVE with NETATMO

Page 31




The range of Intelligent Home Control

We offer a complete range of intelligent home controls that cover everyone's needs. From controls for simple operation of VELUX solar or electric products, to a fully automated solution for optimal indoor climate, our portfolio has something for everyone.



	VELUX Wall Switch	VELUX Touch	VELUX App Control	VELUX ACTIVE with NETATMO
Product use	<p>Pre-paired for easy control</p> <ul style="list-style-type: none"> Simple control of one VELUX solar or electrical product 	<p>Indoor comfort at your fingertips</p> <ul style="list-style-type: none"> Simple control of multiple VELUX solar or electrical products 	<p>Control your indoors from anywhere</p> <ul style="list-style-type: none"> Smart control of multiple VELUX solar or electrical products from your phone 	<p>Everyday home improvement</p> <ul style="list-style-type: none"> Smart control of multiple VELUX solar or electrical products from your phone, with sensor-based automation for better indoor climate
What's included	<p>Included in all VELUX solar or electric product purchases:</p> <ul style="list-style-type: none"> KLI 311 for roof windows KLI 312 for interior blinds KLI 313 for exterior shutter and blinds 	<ul style="list-style-type: none"> 1 VELUX Touch 	<ul style="list-style-type: none"> VELUX App Control 1 VELUX App Control Gateway 	<ul style="list-style-type: none"> VELUX ACTIVE with NETATMO app 1 VELUX ACTIVE Indoor Climate Sensor 1 VELUX ACTIVE Departure Switch (not shown) 1 VELUX ACTIVE Gateway
Connectivity	<ul style="list-style-type: none"> N/A 	<ul style="list-style-type: none"> N/A 	<ul style="list-style-type: none"> Wi-Fi 	<ul style="list-style-type: none"> Wi-Fi
VELUX compatibility	<ul style="list-style-type: none"> All VELUX solar or electric operated roof windows, blinds and shutters 	<ul style="list-style-type: none"> All VELUX solar or electric operated roof windows, blinds and shutters 	<ul style="list-style-type: none"> All VELUX solar or electric operated roof windows, blinds and shutters 	<ul style="list-style-type: none"> All VELUX solar or electric operated roof windows, blinds and shutters
Compatible with	<ul style="list-style-type: none"> N/A 	<ul style="list-style-type: none"> N/A 	<ul style="list-style-type: none"> Apple Google 	<ul style="list-style-type: none"> Apple Google
Price	<ul style="list-style-type: none"> Included in all VELUX solar or electric product purchases 	<ul style="list-style-type: none"> £90 	<ul style="list-style-type: none"> £105 	<ul style="list-style-type: none"> £230



VELUX Touch

Indoor comfort at your fingertips

VELUX Touch makes it easy to feel perfectly comfortable at home by ensuring every solar or electric roof window, blind and shutter is always within easy reach. Let in a cool breeze when you need a breath of fresh air, shield your home from the midday sun or draw the blinds for movie night – all with a single remote.

- Easy grouping of products
- Simple control of multiple VELUX solar or electrical products
- Quick and easy access to frequently used features
- Accessible to all household members
- Ventilation timer for quick airing
- Not dependent on Wi-Fi

Includes

- 1 VELUX Touch

Details

- A perfect choice for simple, multiple product operation, that doesn't require Internet connection.

VELUX Touch

KLR 300	VELUX Touch	90
---------	-------------	----

Visit velux.co.uk/touch to discover more. Available March 2023.

All prices in GBP (£)



Includes

- VELUX App Control
- 1 VELUX App Control Gateway

Upgrade to VELUX ACTIVE with NETATMO

- You can always upgrade from VELUX App Control to our full indoor climate solution, VELUX ACTIVE with NETATMO, to automatically keep your home feeling fresh and healthy at all times.
- Upgrading is easy and only requires the VELUX ACTIVE indoor climate sensor.



Includes

- VELUX ACTIVE with NETATMO app
- 1 VELUX ACTIVE Indoor Climate Sensor
- 1 VELUX ACTIVE Departure Switch
- 1 VELUX ACTIVE Gateway

VELUX App Control

Control your indoors from anywhere

VELUX App Control gives you full control of all your VELUX solar or electric products right from your phone. Open and close your roof windows, blinds and shutters with a single swipe or group your VELUX solar or electric products for combined control. Share VELUX App Control with the whole household and keep every roof window within reach – both at home and on the go. Take control of your home.

- Compatible with VELUX solar or electric products
- Personal scheduling features
- Full control from smartphone app
- Easy operation with voice control
- Built-in data security
- Easy grouping of products



VELUX App Control



VELUX App Control		
KIG 300	VELUX App Control Internet Gateway	105

Visit velux.co.uk/velux-app-control to discover more.

All prices in GBP (£)

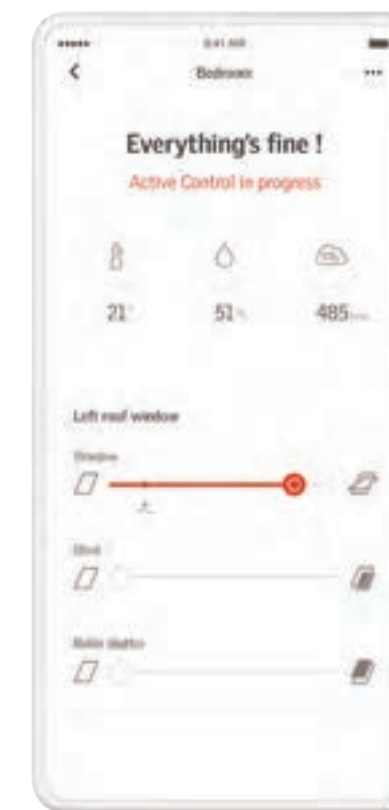
iPhone, iPod and iPad are registered trademarks of Apple Inc. Registered in the US and other countries. HomeKit is a trademark of Apple Inc. Google and Google Play are trademarks of Google LLC.

VELUX ACTIVE with NETATMO

Everyday home improvement

Upgrade with VELUX ACTIVE to a home that automatically regulates your indoor climate and lets you control everything with a simple tap on your smartphone. VELUX ACTIVE gives you the option to seamlessly control your VELUX solar or electric products by smartphone or voice commands from anywhere at any time. You can also simply let the system rely on the built-in indoor climate sensors and live weather forecast for automatic operation providing a better indoor climate for you and your household.

- Compatible with VELUX solar or electric products
- Sensor-based ventilation
- Automatic heat protection
- Personal scheduling features
- Full control from smartphone app
- Easy operation with voice control
- Built-in data security



VELUX ACTIVE with NETATMO app



VELUX ACTIVE		
KIX 300	VELUX ACTIVE package	230
Additional components		
KLA 300	VELUX ACTIVE indoor climate sensor	92
KLN 300	VELUX ACTIVE departure switch	42

Visit velux.co.uk/active to discover more.

All prices in GBP (£)

iPhone, iPod and iPad are registered trademarks of Apple Inc. Registered in the US and other countries. HomeKit is a trademark of Apple Inc. Google and Google Play are trademarks of Google LLC.



Transform your home with VELUX 2in1 & 3in1 roof windows

The new unique 2in1 and 3in1 roof windows are the easiest way to achieve the right amount of daylight for your replacement, renovation, or remodelling project under the roof by delivering up to three times more light in just one single installation.

Roof windows

2in1 roof window

Page 34

Solar
Manual, top-hung
Manual, centre-pivot

3in1 roof window

Page 40

Solar
Manual, top-hung
Manual, centre-pivot

Roof window

Page 46

Solar, centre-pivot
Electric, centre-pivot
Electric, top-hung
Manual, top-hung
Manual, centre-pivot
Manual, Low Pitch
Conservation

Combination of roof windows

Page 62

Integrated side-by-side
Classic side-by-side
Integrated triple
Classic triple
Quattro
Duo
Sloping and fixed
Sloping and vertical

Roof balcony

Page 80

Special application roof windows

Page 82

Cold room – side opening and top hung
Smoke ventilation

Integrated rain sensor



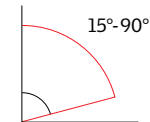
2in1 solar centre-pivot

Two roof windows in one frame GGLS

The 2in1 solar roof window offers the added convenience of remote control with the benefits of more daylight. Operate the openable sash with the wireless wall switch or add VELUX App Control for smart control. The roof window's single frame design and solar-powered motor ensure a straightforward installation with no additional wiring needed.

- Slim profiles for more daylight and a better view
- Automatic rain sensor that closes the roof window when it rains
- One frame for easy installation
- Symmetric and asymmetric sizes for your design preference
- Battery charges even in cloudy weather
- One openable and one fixed sash

Roof pitch



Interior finish options



White painted
Bright white finish for modern interiors

Glazing options

	Double glazing --70	Triple glazing --66
Rain noise reduction	✓	✓
Safety lamination	✓	✓
Toughened glass	✓	✓
UV filter	✓	✓
Easy-to-clean		✓
Anti-dew		✓
Thermal transmittance of glazing (U _g -value)	1.0	0.6

Read more about glazing specifications on page 22.

Blinds and shutters

- Consider interior blinds for light control, and anti-heat blinds or shutters for added heat protection

Read more on page 121.

Intelligent home control

- Combine your VELUX solar-powered products with our intelligent home control solutions for multiple product operation, scheduling and automation

Read more on page 27.

Transform with 2in1

- The new 2in1 roof windows are the easiest way to achieve the right amount of daylight for impactful transformations in smaller or medium-sized rooms



External frame sizes (w×h) cm	U _w -value	FFK06	FFK08	FMK06	FMK08	FPK06	FPK08	MMK06	MMK08
	W/m ² K	127×118	127×140	139×118	139×140	155×118	155×140	151×118	151×140



White painted

GGLS 207030	2in1 Solar. Double glazed.	1.3	1,073	1,159	1,112	1,237	1,198	1,331	1,159	1,277
GGLS 206630	2in1 Solar. Triple glazed.	1.0	1,394	1,520	1,451	1,634	1,577	1,771	1,520	1,691

Flashing

EDWS 2000	For profiled roofing material up to 120 mm	184	199	205	220	242	259	216	229
EDLS 2000	For flat roofing material up to 8 mm	184	199	205	220	242	259	216	229

Standard flashing includes Insulation frame (BDX) and Underfelt collar (BFX)
Available March 2023.

All prices in GBP (£)
Find all sizes and prices on velux.co.uk



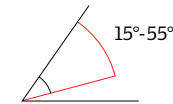
2in1 manual top-hung

Two roof windows in one frame GPLS

Transform your room with the 2in1 top-hung roof window for a sensational balcony-like feeling and twice as much daylight. Open the left sash up to 45° and enjoy the uninterrupted view to the outside. Because of its single-frame design, the 2in1 roof window can be installed more easily and is more affordable than two single roof windows of comparable size.

- Opens for an uninterrupted view
- Slim profiles for more daylight and view
- One frame for easy installation
- Symmetric and asymmetric sizes for your design preference
- One openable and one fixed sash

Roof pitch



Suitable for roof pitches between 15° and 55°.

Interior finish options



White painted
Bright white finish for modern interiors

Glazing options

	Double glazing --70	Triple glazing --66
Rain noise reduction	✓	✓
Safety lamination	✓	✓
Toughened glass	✓	✓
UV filter	✓	✓
Easy-to-clean		✓
Anti-dew		✓
Thermal transmittance of glazing (U _g -value)	1.0	0.6

Read more about glazing specifications on page 22.

Blinds and shutters

- Consider interior blinds for light control, and anti-heat blinds or shutters for added heat protection

Read more on page 121.


Out-of-reach

- Consider the 2in1 solar roof window for remote-controlled operation of your roof windows if placed out-of-reach

Read more on page 34.

Transform with 2in1

- The new 2in1 roof windows are the easiest way to achieve the right amount of daylight for impactful transformations in smaller or medium-sized rooms



External frame sizes (w×h) cm	U _w -value	FFK06	FFK08	FMK06	FMK08	FPK06	FPK08	MMK06	MMK08
	W/m ² K	127×118	127×140	139×118	139×140	155×118	155×140	151×118	151×140



White painted

GPLS 2070	2in1 Top-hung, Double glazed.	1.3	868	954	907	1,032	993	1,126	954	1,072
GPLS 2066	2in1 Top-hung, Triple glazed.	1.1	1,189	1,315	1,246	1,429	1,372	1,566	1,315	1,486

Flashing

EDWS 2000	For profiled roofing material up to 120 mm		184	199	205	220	242	259	216	229
EDLS 2000	For flat roofing material up to 8 mm		184	199	205	220	242	259	216	229

Standard flashing includes Insulation frame (BDX) and Underfelt collar (BFX)
Available March 2023.

All prices in GBP (£)
Find all sizes and prices on velux.co.uk



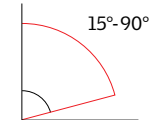
2in1 manual centre-pivot

Two roof windows in one frame GGLS

The 2in1 centre-pivot roof window combines one, openable sash with one fixed sash for more daylight and a dazzling view. Its slim profiles increase the amount of light entering the room. What's more, its single frame makes the installation of the 2in1 as simple as fitting just one VELUX roof window and is more affordable than two single roof windows of comparable size.

- Slim profiles for more daylight and a better view
- One frame for easy installation
- Symmetric and asymmetric sizes for your design preference
- Most affordable way to double your daylight

Roof pitch



Interior finish options



White painted
Bright white finish for modern interiors

Glazing options

	Double glazing --70	Triple glazing --66
Rain noise reduction	✓	✓
Safety lamination	✓	✓
Toughened glass	✓	✓
UV filter	✓	✓
Easy-to-clean		✓
Anti-dew		✓
Thermal transmittance of glazing (U _g -value)	1.0	0.6

Read more about glazing specifications on page 22.

Blinds and shutters

- Consider interior blinds for light control, and anti-heat blinds or shutters for added heat protection

Read more on page 121.

Out-of-reach

- Consider the 2in1 solar roof window for remote-controlled operation of your roof windows if placed out-of-reach

Read more on page 34.

Transform with 2in1

- The new 2in1 roof windows are the easiest way to achieve the right amount of daylight for impactful transformations in smaller or medium-sized rooms



External frame sizes (w x h) cm	U _w -value	FFK06	FFK08	FMK06	FMK08	FPK06	FPK08	MMK06	MMK08
	W/m ² K	127x118	127x140	139x118	139x140	155x118	155x140	151x118	151x140



White painted

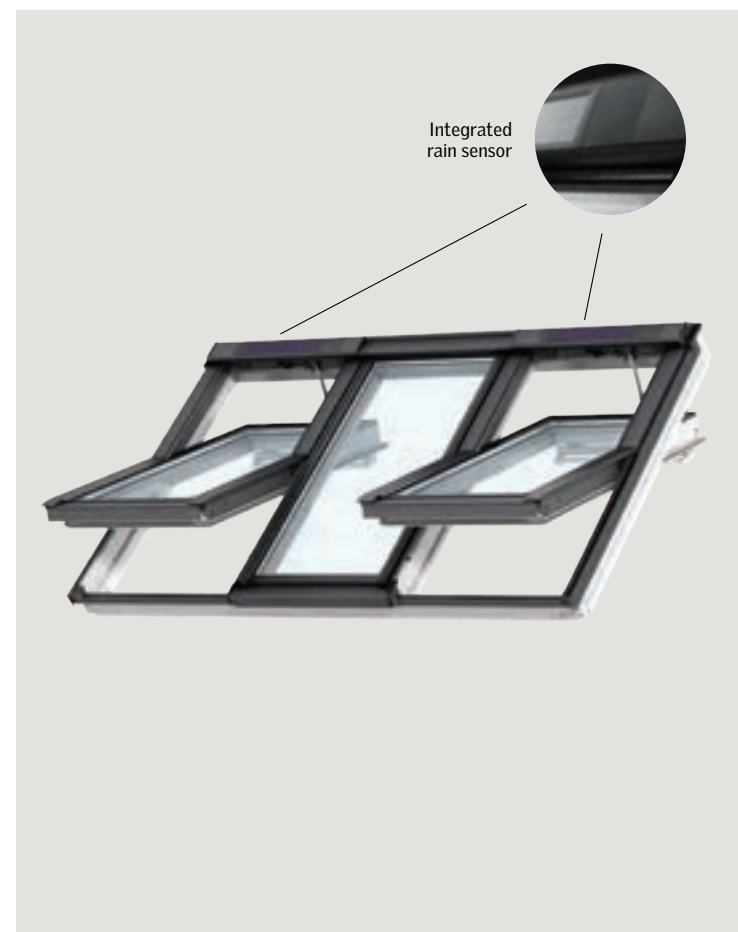
Model	Configuration	U _w	FFK06	FFK08	FMK06	FMK08	FPK06	FPK08	MMK06	MMK08
GGLS 2070	2in1 Manual centre-pivot. Double glazed.	1.3	698	784	737	862	823	956	784	902
GGLS 2066	2in1 Manual centre-pivot. Triple glazed.	1.0	1,019	1,145	1,076	1,259	1,202	1,396	1,145	1,316

Flashing

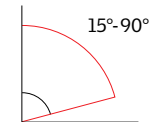
EDWS 2000	For profiled roofing material up to 120 mm	184	199	205	220	242	259	216	229
EDLS 2000	For flat roofing material up to 8 mm	184	199	205	220	242	259	216	229

Standard flashing includes Insulation frame (BDX) and Underfelt collar (BFX)
Available March 2023.

All prices in GBP (£)
Find all sizes and prices on velux.co.uk



Roof pitch



Interior finish options



White painted
Bright white finish for modern interiors

Glazing options

	Double glazing --70	Triple glazing --66
Rain noise reduction	✓	✓
Safety lamination	✓	✓
Toughened glass	✓	✓
UV filter	✓	✓
Easy-to-clean		✓
Anti-dew		✓
Thermal transmittance of glazing (U _g -value)	1.0	0.6

Read more about glazing specifications on page 22.

Blinds and shutters

- Consider interior blinds for light control, and anti-heat blinds or shutters for added heat protection

Read more on page 121.

Intelligent home control

- Combine your VELUX solar-powered products with our intelligent home control solutions for multiple product operation, scheduling and automation

Read more on page 27.

Transform with 3in1

- The new 3in1 roof windows are the easiest way to achieve the right amount of daylight for impactful transformations in medium or larger-sized rooms

3in1 solar centre-pivot

Three roof windows in one frame GGLS

The 3in1 solar roof window gives full flexibility for ultimate control and convenience. Control the two openable sashes, each blind and heat protection product manually, remotely or with a VELUX intelligent home control system.

- Solar-powered with no additional wiring needed for installation
- Convenient operation using wall switch
- Integrated rain sensor for automatic closing
- Provides the feeling of more space
- One frame with multiple sashes for easy installation
- Compatible with VELUX App Control and VELUX ACTIVE with NETATMO
- Two openable and one fixed sash



External frame sizes (w x h) cm	U _w -value W/m ² K	FFKF06 188x118	FFKF08 188x140
---------------------------------	---	-------------------	-------------------



White painted

GGLS 207030	3in1 Solar. Double glazed.	1.3-1.4	1,816	1,942
GGLS 206630	3in1 Solar. Triple glazed.	1.0	2,307	2,490

Flashing

EDWS 2000	Suitable for profiled roofing material up to 120 mm thick	270	287
EDLS 2000	Suitable for slate up to 8 mm thick	270	287

Standard flashing includes Insulation frame (BDX) and Underfelt collar (BFX)

All prices in GBP (£)
Find all sizes and prices on velux.co.uk



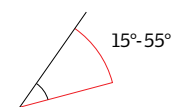
3in1 manual top-hung

Three roof windows in one frame GPLS

Enjoy the best view with the 3in1 top-hung roof window. The elegant handle at the bottom of the roof window allows it to be opened up to 45° for an extra spacious balcony feeling.

- Opens the room for an uninterrupted view
- One frame with multiple sashes for easy installation
- More cost-effective than purchasing three single roof windows of the same size
- Compatible with VELUX heat protection products and blinds
- Two openable and one fixed sash

Roof pitch



Suitable for roof pitches between 15° and 55°

Interior finish options



White painted
Bright white finish for modern interiors

Glazing options

	Double glazing --70	Triple glazing --66
Rain noise reduction	✓	✓
Safety lamination	✓	✓
Toughened glass	✓	✓
UV filter	✓	✓
Easy-to-clean		✓
Anti-dew		✓
Thermal transmittance of glazing (U _g -value)	1.0	0.6

Read more about glazing specifications on page 22.

Blinds and shutters

- Consider interior blinds for light control, and anti-heat blinds or shutters for added heat protection

Read more on page 121.

Out-of-reach

- Consider the 3in1 solar roof window for remote-controlled operation of your roof windows if placed out-of-reach

Read more on page 40.

Transform with 3in1

- The new 3in1 roof windows are the easiest way to achieve the right amount of daylight for impactful transformations in medium or larger-sized rooms



External frame sizes (w x h) cm	U _w -value W/m ² K	FFKF06 188x118	FFKF08 188x140	
White painted				
GPLS 2070	3in1 Top-hung, Double glazed.	1.3-1.4	1,406	1,532
GPLS 2066	3in1 Top-hung, Triple glazed.	1.1	1,897	2,080
Flashing				
EDWS 2000	Suitable for profiled roofing material up to 120 mm thick.		270	287
EDLS 2000	Suitable for slate up to 8 mm thick.		270	287

Standard flashing includes Insulation frame (BDX) and Underfelt collar (BFX)

All prices in GBP (£)
Find all sizes and prices on velux.co.uk



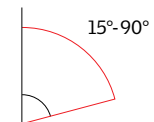
3in1 manual centre-pivot

Three roof windows in one frame GGLS

With the 3in1 centre-pivot roof window, you can create a stunning focal point in any room. Its slim frame profile maximises the amount of daylight entering the room. What's more, the single frame makes installation of the three windows as simple as fitting just one VELUX roof window.

- Provides the feeling of more space
- One frame with multiple sashes for easy installation
- More cost-effective than purchasing three single roof windows of the same size
- Compatible with VELUX heat protection products and blinds
- Two openable and one fixed sash

Roof pitch



Interior finish options



White painted
Bright white finish for modern interiors

Glazing options

	Double glazing --70	Triple glazing --66
Rain noise reduction	✓	✓
Safety lamination	✓	✓
Toughened glass	✓	✓
UV filter	✓	✓
Easy-to-clean		✓
Anti-dew		✓
Thermal transmittance of glazing (U _g -value)	1.0	0.6

Read more about glazing specifications on page 22.

Out-of-reach

- Consider the 3in1 solar roof window for remote-controlled operation of your roof window if placed out-of-reach

Read more on page 40.

Blinds and shutters

- Consider interior blinds for light control, and anti-heat blinds or shutters for added heat protection

Read more on page 121.

Transform with 3in1

- The new 3in1 roof windows are the easiest way to achieve the right amount of daylight for impactful transformations in medium or larger-sized rooms



External frame sizes (w x h) cm	U _w -value W/m ² K	FFKF06 188x118	FFKF08 188x140	
White painted				
GGLS 2070	3in1 Manual centre-pivot. Double glazed.	1.3-1.4	1,066	1,192
GGLS 2066	3in1 Manual centre-pivot. Triple glazed.	1.0	1,557	1,740
Flashing				
EDWS 2000	Suitable for profiled roofing material up to 120 mm thick.		270	287
EDLS 2000	Suitable for slate up to 8 mm thick.		270	287

Standard flashing includes Insulation frame (BDX) and Underfelt collar (BFX)

All prices in GBP (£)
Find all sizes and prices on velux.co.uk



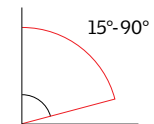
Solar centre-pivot

Centre-pivot roof window GGU and GGL

Let daylight power your roof window with an integrated solar cell and open the window with a wireless wall switch for ultimate convenience. The integrated rain sensor automatically closes the roof window when the weather changes, so you never have to worry about leaving the roof window open when airing out.

- Easy installation with no wiring needed
- Battery charges even in cloudy weather
- Convenient operation through a wireless wall switch
- Automatic rain sensor closes the roof window when it rains
- Provides fresh air, better indoor comfort and home security

Roof pitch



Interior finish options



White polyurethane
Maintenance-free and moisture resistant*



White painted
Bright white finish for modern interiors

* Recommended for humid rooms like bathrooms and kitchens.

Glazing options

	Double glazing --70	Triple glazing --68	Triple glazing --66
Rain noise reduction	✓	✓	✓
Safety lamination	✓	✓	✓
Toughened glass	✓	✓	✓
UV filter	✓	✓	✓
Easy-to-clean			✓
Anti-dew			✓
Thermal transmittance of glazing (U _g -value)	1.0	0.7	0.6

Read more about glazing specifications on page 22.

Blinds and shutters

- Consider interior blinds for light control, and anti-heat blinds or shutters for added heat protection

Read more on page 121.


Intelligent home control

- Combine your VELUX solar-powered products with our intelligent home control solutions for multiple product operation, scheduling and automation

Read more on page 27.

Transform with daylight

- A single roof window is ideal for small rooms. For bigger rooms, we recommend 2in1, 3in1 or roof window combinations



External frame sizes (w×h) cm	U-VALUE W/m² K	CK02 55×78	CK04 55×98	CK06 55×118	MK04 78×98	FK06 66×118	MK06 78×118	MK08 78×140	UK04 134×98	PK08 94×140	SK06 114×118
-------------------------------	-------------------	---------------	---------------	----------------	---------------	----------------	----------------	----------------	----------------	----------------	-----------------



White polyurethane

GGU 007030	Solar	1.3	783	806	825	844	877	905	961	1,050	1,059	1,078
GGU 006830	Solar	1.1	885	914	938	961	1,002	1,037	1,107	1,219	-	1,254
GGU 006630	Solar	1.0	970	1,005	1,032	1,059	1,107	1,148	1,230	1,361	1,374	1,402

White painted

GGL 207030	Solar	1.3	701	720	735	750	776	799	844	915	923	938
GGL 206830	Solar	1.1	783	806	825	844	877	905	961	1,050	-	1,078
GGL 206630	Solar	1.0	851	879	901	923	961	994	1,059	1,163	1,174	1,196

All prices in GBP (£)
Find all sizes and prices on velux.co.uk



Integrated rain sensor

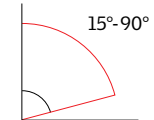
Electric centre-pivot

Centre-pivot roof window GGU and GGL

Open the roof window with the easy-to-use wireless wall switch for ultimate convenience. The integrated rain sensor automatically closes the roof window when the weather changes, so you never have to worry about leaving the roof window open when airing out.

- Fully integrated motor which runs almost without a sound
- Convenient operation through a wireless wall switch
- Automatic rain sensor closes the roof window when it rains
- Provides fresh air, better indoor comfort and home security

Roof pitch



Interior finish options



White polyurethane
Maintenance-free and moisture resistant*



White painted
Bright white finish for modern interiors

* Recommended for humid rooms like bathrooms and kitchens.

Glazing options

	Double glazing --70	Triple glazing --68	Triple glazing --66
Rain noise reduction	✓	✓	✓
Safety lamination	✓	✓	✓
Toughened glass	✓	✓	✓
UV filter	✓	✓	✓
Easy-to-clean			✓
Anti-dew			✓
Thermal transmittance of glazing (U _g -value)	1.0	0.7	0.6

Read more about glazing specifications on page 22.

Blinds and shutters

- Consider interior blinds for light control, and anti-heat blinds or shutters for added heat protection

Read more on page 121.

Intelligent home control

- Combine your VELUX electrical products with our intelligent home control solutions for multiple product operation, scheduling and automation

Read more on page 27.

Transform with daylight

- A single roof window is ideal for small rooms. For bigger rooms, we recommend 2in1, 3in1 or roof window combinations



External frame sizes (w×h) cm	U-VALUE W/m² K	CK02 55×78	CK04 55×98	CK06 55×118	MK04 78×98	FK06 66×118	MK06 78×118	MK08 78×140	UK04 134×98	PK08 94×140	SK06 114×118
-------------------------------	-------------------	---------------	---------------	----------------	---------------	----------------	----------------	----------------	----------------	----------------	-----------------



White polyurethane

GGU 007021U	Electric	1.3	783	806	825	844	877	905	961	1,050	1,059	1,078
GGU 006821U	Electric	1.1	885	914	938	961	1,002	1,037	1,107	1,219	1,230	1,254
GGU 006621U	Electric	1.0	970	1,005	1,032	1,059	1,107	1,148	1,230	1,361	1,374	1,402

White painted

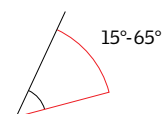
GGL 207021U	Electric	1.3	701	720	735	750	776	799	844	915	923	938
GGL 206821U	Electric	1.1	783	806	825	844	877	905	961	1,050	1,059	1,078
GGL 206621U	Electric	1.0	851	879	901	923	961	994	1,059	1,163	1,174	1,196

All prices in GBP (£)
Find all sizes and prices on velux.co.uk



Integrated rain sensor

Roof pitch



Interior finish options



White polyurethane
Maintenance-free and moisture resistant*

* Recommended for humid rooms like bathrooms and kitchens.

Glazing options

	Double glazing --70	Triple glazing --66
Rain noise reduction	✓	✓
Safety lamination	✓	✓
Toughened glass	✓	✓
UV filter	✓	✓
Easy-to-clean		✓
Anti-dew		✓
Thermal transmittance of glazing (U _g -value)	1.0	0.6

Read more about glazing specifications on page 22.

Compatibility

- VELUX electric roof window is only compatible with manual or solar blinds
- Not compatible with twin flashings, sloping and vertical combinations, and insulated replacement flashings

Blinds and shutters

- Consider interior blinds for light control, and anti-heat blinds or shutters for added heat protection

Read more on page 121.

Intelligent home control

- Combine your VELUX electrical products with our intelligent home control solutions for multiple product operation, scheduling and automation

Read more on page 27.

Transform with daylight


- A single roof window is ideal for small rooms. For bigger rooms, we recommend 2in1, 3in1 or roof window combinations

Electric top-hung

Top-hung roof window GPU

This electrically operated top-hung roof window is designed for a panoramic view. With one touch on the wall switch, the roof window opens outwards giving you a balcony-like feeling. The integrated rain sensor automatically closes the roof window when the weather changes, so you never have to worry about leaving the roof window open when airing out.

- Effortless operation with wall switch provided
- Automatic rain sensor closes the roof window when it rains
- Full 45° opening allows for stunning views
- Provides fresh air, better indoor comfort and home security



External frame sizes (wxh) cm	U _w -value	FK06	FK08	MK06	MK08	PK06	PK08	SK06	SK08	
	W/m ² K	66×118	66×140	78×118	78×140	94×118	94×140	114×118	114×140	
White polyurethane										
GPU 007021U	Electric	1.3	1,147	1,193	1,175	1,231	1,231	1,329	1,348	1,390
GPU 006621U	Electric	1.0	1,377	1,446	1,418	1,500	1,500	1,644	1,672	1,733
Profile set*			WK06	WK08	WK06	WK08	WK06	WK08	WK06	WK08
ZWP WK06 0000		43	-	43	-	43	-	43	-	-
ZWP WK08 0000		-	46	-	46	-	46	-	-	46

* For installations (EDN, EDJ, flashings kits). Required for all recessed installations of electric top-hung roof windows.

All prices in GBP (£)
Find all sizes and prices on velux.co.uk



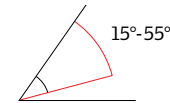
Manual top-hung

Top-hung roof window GPU and GPL

Use the elegant handle at the bottom to open the roof window outwards, lean out and enjoy an undisturbed panoramic view of the outdoors with the VELUX top-hung roof window. The outward-opening roof window creates a balcony-like feeling when the window opens and is our recommended choice for any loft conversion. It also features a ventilation bar so you can air out your room with the window closed.

- Easy opening for a pleasing panoramic view
- Ventilation filter protects against dust and insects
- Easy to rotate the window and clean the outer glass
- Easily add blinds by simply clicking them into the patented mounting brackets

Roof pitch



Suitable for roof pitches between 15° and 55°
Also suitable for roof pitches between 55° and 75° with special springs. Please specify when ordering

Interior finish options



White polyurethane
Maintenance-free and moisture resistant*



White painted
Bright white finish for modern interiors

* Recommended for humid rooms like bathrooms and kitchens.

Glazing options

	Double glazing --70	Triple glazing --68	Triple glazing --66
Rain noise reduction	✓	✓	✓
Safety lamination	✓	✓	✓
Toughened glass	✓	✓	✓
UV filter	✓	✓	✓
Easy-to-clean			✓
Anti-dew			✓
Thermal transmittance of glazing (U _g -value)	1.0	0.7	0.6

Read more about glazing specifications on page 22.

Blinds and shutters

- Consider interior blinds for light control, and anti-heat blinds or shutters for added heat protection

Read more on page 121.

Out-of-reach

- If your roof window is out-of-reach, VELUX recommends solar or electric roof windows

Read more on page 40.

Transform with daylight

- A single roof window is ideal for small rooms. For bigger rooms, we recommend 2in1, 3in1 or roof window combinations



External frame sizes (w×h) cm	U _w -value	CK04	CK06	MK04	FK06	MK06	MK08	UK04	PK08	SK06	PK10
	W/m² K	55×98	55×118	78×98	66×118	78×118	78×140	134×98	94×140	114×118	94×160

White polyurethane

GPU 0070	1.3	601	620	639	672	700	756	-	854	873	892
GPU 0068	1.1	709	733	756	797	832	902	-	1,025	1,049	1,072
GPU 0066	1.0	800	827	854	902	943	1,025	-	1,169	1,197	1,224
GPU 0062	0.96	920	953	986	1,043	1,092	1,190	-	1,361	1,393	1,426

White painted

GPL 2070	1.3	515	530	545	571	594	639	710	718	733	748
GPL 2068	1.1	601	620	639	672	700	756	845	854	873	892
GPL 2066	1.0	674	696	718	756	789	854	958	969	991	1,013

All prices in GBP (£)
Find all sizes and prices on velux.co.uk



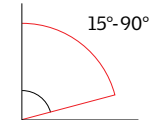
Manual centre-pivot

Centre-pivot roof window GGU and GGL

The classic VELUX roof window is operated by a neatly designed and convenient top control bar that allows you to open and close the window even with furniture placed underneath it. It also features a ventilation flap so you can air out your room with the window closed.

- Convenient top opening with integrated ventilation
- Ventilation filter protects against dust and insects
- Easy to rotate the window and clean the outer glass
- Easily add blinds by simply clicking them into the patented mounting brackets

Roof pitch



Interior finish options



White polyurethane
Maintenance-free and moisture resistant*



White painted
Bright white finish for modern interiors

*Recommended for humid rooms like bathrooms and kitchens.

Glazing options

	Double glazing --70	Triple glazing --68	Triple glazing --66	Triple glazing --62
Rain noise reduction	✓	✓	✓	✓
Safety lamination	✓	✓	✓	✓
Toughened glass	✓	✓	✓	✓
UV filter	✓	✓	✓	✓
Easy-to-clean			✓	
Anti-dew			✓	✓
Thermal transmittance of glazing (U _g -value)	1.0	0.7	0.6	0.5

Read more about glazing specifications on page 22.

Blinds and shutters

- Consider interior blinds for light control, and anti-heat blinds or shutters for added heat protection

Read more on page 121.

Out-of-reach

- If your roof window is out-of-reach, VELUX recommends a solar or electric roof window

Read more on page 48.

Transform with daylight

- A single roof window is ideal for small rooms. For bigger rooms, we recommend 2in1, 3in1 or roof window combinations



External frame sizes (w×h) cm	U _w -value	CK02	CK04	CK06	FK06	MK04	MK06	MK08	PK08	SK06	UK04
	W/m ² K	55×78	55×98	55×118	66×118	78×98	78×118	78×140	94×140	114×118	134×98

White polyurethane

GGU 0070	1.3	408	431	450	502	469	530	586	684	703	675
GGU 0068	1.1	510	539	563	627	586	662	732	855	879	844
GGU 0066	1.0	595	630	657	732	684	773	855	999	1,027	986
GGU 0062	0.92	710	750	783	873	816	922	1,020	1,191	1,223	-
GGU 0070Q*	1.3	535	558	-	629	596	657	713	811	830	802

White painted

GGL 2070	1.3	326	345	360	401	375	424	469	548	563	540
GGL 2068	1.1	408	431	450	502	469	530	586	684	703	675
GGL 2066	1.0	476	504	526	586	548	619	684	799	821	788
GGL 2062	0.92	568	600	626	698	653	737	816	953	979	-
GGL 2070Q*	1.3	453	472	-	528	502	551	596	675	690	667

* Special enhanced security window fitted with toughened laminated glass combined with a reinforced construction and extra locks.

All prices in GBP (£)
Find all sizes and prices on velux.co.uk



Roof pitch



Interior finish options



White painted
Bright white finish for modern interiors

Glazing options

	Triple glazing --15
Rain noise reduction	✓
Safety lamination	✓
Toughened glass	✓
UV filter	✓
Easy-to-clean	
Anti-dew	
Thermal transmittance of glazing (U _g -value)	0.7

Blinds and shutters

- Consider interior blinds for light dimming or blackout

[Read more on page 121.](#)

Upgrade to a solar-powered roof window

- Upgrade to a solar roof window with the conversion kit (KSX). Includes a rain sensor that closes the window when it rains
- Compatible with all sizes except SK01

[Read more on page 160.](#)

Transform with daylight

- The Low Pitch roof window is ideal for single-storey extensions and allows daylight to reach deeper into your home than a vertical window

Manual centre-pivot, Low Pitch

Made for homes with low pitches (10°-20°)

Perfect for bringing daylight and fresh air into single-storey extensions, the Low Pitch roof window is the best solution for roofs with a pitch between 10°-20°. The product is designed to be totally watertight at a low pitch and features glass-to-edge technology which provides a seamless and aesthetic installation.

- Tested in northern Europe's largest wind tunnel for wind and water resistance
- Fast and simple installation
- Compatible with VELUX interior blinds and external anti-heat shutter
- Suitable for interlocking profiled tiles from 15 mm up to 120 mm which are approved for roof pitches from 10°-20°



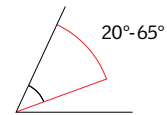
External frame sizes (w×h) cm	U _w -value	CK04	MK04	MK06	MK08	PK04	SK01	SK06
	W/m² K	55×98	78×98	78×118	78×140	94×98	114×70	114×118
White painted								
GBL S10G03*	1.1	575	627	695	760	706	798	893

* Package includes window, flashing, insulation and underfelt collars suitable for installation into profiled tiles up to 120 mm.

All prices in GBP (£)
Find all sizes and prices on velux.co.uk



Roof pitch



Interior finish options



White painted
Bright white finish for modern interiors

Glazing options

	Double glazing --01
Rain noise reduction	✓
Safety lamination	✓
Toughened glass	✓
UV filter	✓
Easy-to-clean	✓
Anti-dew	
Thermal transmittance of glazing (U _g -value)	1.0

Read more about glazing specifications on page 22.

Blinds

- Compatible with translucent and blackout pleated blinds FHL and FHC for full control over light levels

Read more on page 140.

Flashing

- Flashing is compatible with plain tiles and slates up to 14 mm thick
- For profiled roofing materials you can use our GGL H and GPL H

Heritage conservation roof window

Ideal for heritage, conservation and historical properties

The Heritage conservation roof window is designed to be in keeping with heritage aesthetics of historical buildings. Slim and elegant and sitting flush to the slates, it blends beautifully into the roofing material.

Thoughtfully co-created with Architects and Conservation Officers, it enhances modern living, while maintaining the building's original character.

- Sleek, slim-fit profile for an appearance in line with historic heritage
- Authentic top-hung design
- Crafted glass-to-edge technology for a clean appearance
- Central glazing bar for period authenticity
- Flashing kit developed for slate and plain tile roofs, for effortless installation (no need for manual lead flashing)
- Original hand-winder for natural ventilation



External frame sizes (w×h) cm	U _w -value	CC04	CC06	FC06	FC08	MC06	MC08	PC08	SC08	SC10
	W/m ² K	55×98	55×118	66×118	66×140	78×118	78×140	94×140	114×140	114×160

Top-hung white painted											
GCL 2501H		1.3	690	720	803	878	848	938	1,095	1,193	1,320

Flashing											
EDU 1500*	For slate or plain tiles up to 14 mm		120	126	135	142	142	151	169	178	185

Interior blinds											
FHC Manual	Blackout Energy pleated blinds	Standard	96	106	112	118	118	126	140	152	170
	Blackout Energy pleated blinds	Trend	108	118	124	130	130	138	152	164	182
FHL Manual	Translucent pleated blinds	Standard	86	94	100	104	104	112	124	136	150
	Translucent pleated blinds	Trend	98	106	112	116	116	124	136	148	162

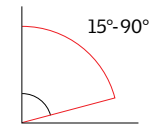
* Including BFX
Available March 2023

All prices in GBP (£)
Find all sizes and prices on velux.co.uk

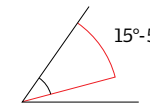


Roof pitch

Centre-pivot, top operated



Top-hung, bottom operated



The window is suitable for roof pitches between 15°-55°, also suitable for roof pitches between 55° and 75° with special springs

Interior finish options



White painted
Bright white finish for modern interiors

Glazing options

	Double glazing --70
Rain noise reduction	✓
Safety lamination	✓
Toughened glass	✓
UV filter	✓
Easy-to-clean	
Anti-dew	
Thermal transmittance of glazing (U_g -value)	1.0

Read more about glazing specifications on page 22.

Blinds and shutters

- Consider interior blinds for light control, and anti-heat blinds or shutters for added heat protection

Read more on page 121.

Conservation roof window

The contemporary choice for traditional properties

The Conservation roof window is the perfect combination of the past and present. The window's black exterior profile and glazing bar blend seamlessly into the roof to match the building's original characteristics.

Its additional features offer you the same convenience as a standard VELUX roof window.

- Traditional external appearance
- Centre-pivot option for easy operation
- Top-hung option for uninterrupted panoramic views
- Top control bar with integrated ventilation
- Fresh air even when the window is closed
- Pivot function for easy cleaning



External frame sizes (w x h) cm	U_w -value W/m ² K	CK04 55x98	CK06 55x118	FK06 66x118	MK06 78x118	MK08 78x140	UK04 134x98

Centre-pivot white painted

GGL SD5N2	GGL 2570 roof window + EDN recessed flashing for slate up to 8 mm thick (min 20°)	1.3	605	629	694	733	791	919
GGL S15P01	GGL 2570 roof window + EDP flashing for plain tiles up to 14 mm thick (min 25°)	1.3	543	564	627	662	716	834
GGL S15W01	GGL 2570 roof window + EDW flashing for tiles up to 120 mm in profile (min 15°)	1.3	543	564	627	662	716	834
GGL SD5J2	GGL 2570 roof window + EDJ recessed flashing for tiles up to 90 mm in profile (min 20°)	1.3	605	629	694	733	791	919


Top-hung white painted

GPL SD5N2	GPL 2570 roof window + EDN recessed flashing for slate up to 8 mm thick (min 20°)	1.3	-	-	-	-	961	-
GPL S15P01	GPL 2570 roof window + EDP flashing for plain tiles up to 14 mm thick (min 25°)	1.3	-	-	-	-	886	-
GPL S15W01	GPL 2570 roof window + EDW flashing for tiles up to 120 mm in profile (min 15°)	1.3	-	-	-	-	886	-
GPL SD5J2	GPL 2570 roof window + EDJ recessed flashing for tiles up to 90 mm in profile (min 20°)	1.3	-	-	-	-	961	-

All prices in GBP (£)
Find all sizes and prices on velux.co.uk



Classic side-by-side (with rafter)
(0021 or S0312 installation packages)



Integrated side-by-side (without rafter)
(4021 or 4031 installation packages)

More ways to combine roof windows

With the Integrated solutions and Classic solutions, you can combine the roof windows of your choice and get even more daylight into your room.

Choose the Integrated solutions for a more elegant finish with no intrusive rafter between the windows. Or if you want to retain the rafters, opt for the Classic solutions.

Whichever solution you choose, you can enjoy a room with a greater feeling of spaciousness and expansive views to the world outside.



Fully customisable

- Available in centre-pivot and top-hung variants
- Choose from a wide range of sizes
- Available in white polyurethane and white painted finishes

Blinds and shutters

- Consider interior blinds for light control, and anti-heat blinds or shutters for added heat protection

Read more on page 121.

Intelligent home control

- Combine your VELUX solar and electrical products with our intelligent home control solutions for multiple product operation, scheduling and automation

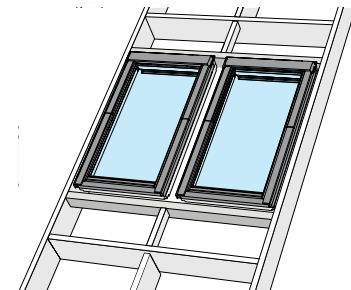
Read more on page 27.

Transform with daylight

- The integrated side-by-side solution is recommended for medium-sized rooms

Details

- Installation principle in roof construction
- For further flashing information read more on page 94



Integrated side-by-side

An integrated solution with no intrusive rafter

Where there is room for one roof window, there is often room for two. The VELUX Integrated side-by-side solution features adjacent roof windows that create a stunning architectural feature. Flood your room with light and enjoy a feeling of spaciousness.

By trimming the rafter, you reduce the amount of protruding wall between the roof windows to ensure a more integrated window with an elegant end result.

The all-in-one installation package contains everything you need for hassle-free installation, including a flat click-on cover plate for the frame gap between the roof windows.



Popular combinations

	UNITS	FK06	MK04	MK06	MK08	PK06	PK08	PK10	SK06	SK08	UK04	UK08
Individual external frame sizes (w×h) cm		66×118	78×98	78×118	78×140	94×118	94×140	94×160	114×118	114×140	134×98	134×140

Roof window example

GGL 2070	2	401	375	424	469	469	548	578	563	596	540	656
----------	---	-----	-----	-----	-----	-----	-----	-----	-----	-----	-----	-----

Flashing for 18 mm frame distance

EBW 4021B*	For profiled roofing material up to 120 mm	1	457	457	480	508	530	556	574	553	584	578	622
EBL 4021B*	For flat roofing material up to 8 mm	1	457	457	480	508	530	556	574	553	584	578	622

Flashing for 100 mm frame distance

EKW 4021E*	For profiled roofing material up to 120 mm	1	457	457	480	508	530	556	574	553	584	578	622
EKL 4021E*	For flat roofing material up to 8 mm	1	457	457	480	508	530	556	574	553	584	578	622

Total price example

Roof windows, flashings and installation products	3	1,259	1,207	1,328	1,446	1,468	1,652	1,730	1,679	1,776	1,658	1,934
---	---	-------	-------	-------	-------	-------	-------	-------	-------	-------	-------	-------

* Includes installation products (BDX 2000, bearing beams and cover plate)

All prices in GBP (£)
Find all flashing types, sizes and prices on velux.co.uk



Fully customisable

- Available in centre-pivot and top-hung variants
- Choose from a wide range of sizes
- Available in white polyurethane and white painted finishes

Blinds and shutters

- Consider interior blinds for light control, and anti-heat blinds or shutters for added heat protection

Read more on page 121.

Intelligent home control

- Combine your VELUX solar and electrical products with our intelligent home control solutions for multiple product operation, scheduling and automation

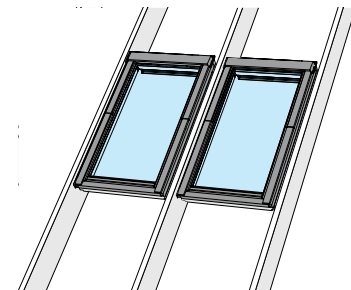
Read more on page 27.

Transform with daylight

- The Classic side-by-side solution is recommended for medium-sized rooms

Details

- Installation principle in roof construction
- For further flashing information read more on page 94



Classic side-by-side

Retains the rafter between roof windows

Where there is room for one roof window, there is often roof for two. The VELUX Classic side-by-side solution features adjacent roof windows to provide an enhanced feeling of spaciousness, more daylight and widescreen views to the world outside.

This is the ideal solution if you want to get more daylight into your room without altering the roof construction.



Popular combinations

	UNITS	FK06	MK04	MK06	MK08	PK06	PK08	PK10	SK06	SK08	UK04	UK08
Individual external frame sizes (w×h) cm		66×118	78×98	78×118	78×140	94×118	94×140	94×160	114×118	114×140	134×98	134×140

Roof window example

GGL 2070	2	401	375	424	469	469	548	578	563	596	540	656
----------	---	-----	-----	-----	-----	-----	-----	-----	-----	-----	-----	-----

Flashing for 100 mm frame distance

EKW 0021E	For profiled roofing material up to 120 mm	1	189	189	199	212	225	237	244	235	250	250	269
EKL 0021E	For flat roofing material up to 8 mm	1	189	189	199	212	225	237	244	235	250	250	269

Installation products

BDX 2000	(Including BFX)	2	44	44	46	48	48	50	52	50	52	50	54
----------	-----------------	---	----	----	----	----	----	----	----	----	----	----	----

Total price example

Roof windows, flashings and installation products	5	1,079	1,027	1,139	1,246	1,259	1,433	1,504	1,461	1,546	1,430	1,689
---	---	-------	-------	-------	-------	-------	-------	-------	-------	-------	-------	-------

All prices in GBP (£)
Find all flashing types, sizes and prices on velux.co.uk



Integrated triple

An integrated solution with no intrusive rafters

Add extra wow factor to your room with the VELUX Integrated triple solution. This solution features three adjacent roof windows to give your room even more daylight so you can enjoy a widescreen panoramic view to the world outside.

By trimming the rafter, you reduce the amount of protruding wall between the roof windows to ensure a more integrated window with an elegant end result.

The all-in-one installation package contains everything you need for hassle-free installation, including flat click-on cover plates for frame gaps between the roof windows.

Fully customisable

- Available in centre-pivot and top-hung variants
- Choose from a wide range of sizes
- Available in white polyurethane and white painted finishes

Blinds and shutters

- Consider interior blinds for light control, and anti-heat blinds or shutters for added heat protection

Read more on page 121.

Intelligent home control

- Combine your VELUX solar and electrical products with our intelligent home control solutions for multiple product operation, scheduling and automation

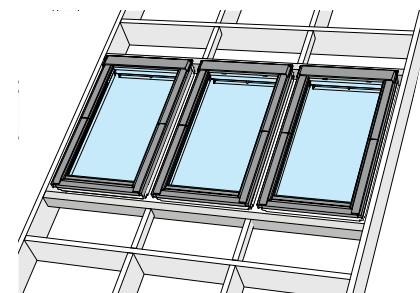
Read more on page 27.

Transform with daylight

- The integrated triple solution is recommended for medium to large rooms

Details

- Installation principle in roof construction
- For further flashing information read more on page 95



Popular combinations

	UNITS	FK06	MK04	MK06	MK08	PK08	PK10	SK06	UK04	UK08
Individual external frame sizes (w×h) cm		66×118	78×98	78×118	78×140	94×140	94×160	114×118	134×98	134×140

Roof window example

GGL 2070	3	401	375	424	469	548	578	563	540	656
----------	---	-----	-----	-----	-----	-----	-----	-----	-----	-----

Flashing for 18 mm frame distance

EBW 4031B*	For profiled roofing material up to 120 mm	1	669	665	701	743	-	-	-	-
EBL 4031B*	For flat roofing material up to 8 mm	1	669	665	701	743	-	-	-	-

Flashing for 100 mm frame distance

EKW 4031E*	For profiled roofing material up to 120 mm	1	670	666	700	742	-	-	-	-
EKL 4031E*	For flat roofing material up to 8 mm	1	670	666	700	742	-	-	-	-
EKW 3031E**	For profiled roofing material up to 120 mm	1	-	-	-	-	723	750	709	740
EKL 3031E**	For flat roofing material up to 8 mm	1	-	-	-	-	723	750	709	740

Total price example

Roof windows, flashings and installation products	4	1,872	1,790	1,973	2,150	2,367	2,484	2,398	2,360	2,773
---	---	-------	-------	-------	-------	-------	-------	-------	-------	-------

* Includes installation products (BDX 2000, bearing beams and cover plates)

** Includes installation products (BDX 2000 and cover plates)

All prices in GBP (£)
Find all flashing types, sizes and prices on velux.co.uk



Fully customisable

- Available in centre-pivot and top-hung variants
- Choose from a wide range of sizes
- Available in white polyurethane and white painted finishes

Blinds and shutters

- Consider interior blinds for light control, and anti-heat blinds or shutters for added heat protection

Read more on page 121.

Intelligent home control

- Combine your VELUX solar and electrical products with our intelligent home control solutions for multiple product operation, scheduling and automation

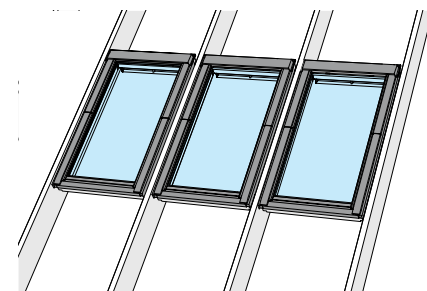
Read more on page 27.

Transform with daylight

- The Classic triple solution is recommended for medium to large rooms

Details

- Installation principle in roof construction
- For further flashing information read more on page 95



Classic triple











Retains the rafter between roof windows

Add extra wow factor to your room with the VELUX Classic triple solution. This solution features three adjacent roof windows to give your room even more daylight so you can enjoy a widescreen panoramic view to the world outside.

This is the ideal solution if you want to get more daylight in your room without altering the roof construction.



Popular combinations

	UNITS	FK06	MK04	MK06	MK08	PK08	PK10	SK06	UK04	UK08
Individual external frame sizes (w×h) cm		66×118	78×98	78×118	78×140	94×140	94×160	114×118	134×98	134×140
										

Roof window example

GGL 2070	3	401	375	424	469	548	578	563	540	656
----------	---	-----	-----	-----	-----	-----	-----	-----	-----	-----

Flashing for 100 mm frame distance

EKW S0312	For profiled roofing material up to 120 mm	1	284	284	298	318	355	366	352	375	403
EKL S0312	For flat roofing material up to 8 mm	1	284	284	298	318	355	366	352	375	403

Installation products

BDX 2000	(Including BFX)	3	44	44	46	48	50	52	50	50	54
----------	-----------------	---	----	----	----	----	----	----	----	----	----

Total price example

Roof windows, flashings and installation products	7	1,619	1,541	1,708	1,869	2,149	2,256	2,191	2,145	2,533
---	---	-------	-------	-------	-------	-------	-------	-------	-------	-------

All prices in GBP (£)
Find all flashing types, sizes and prices on velux.co.uk















Quattro

Double-height expansive view

The VELUX Quattro combination takes the Classic side-by-side and doubles it for even more daylight and fantastic floor-to-ceiling views. This four-window solution creates a dramatic centrepiece, increasing the amount of daylight and the feeling of spaciousness in your room.

- Floor-to-ceiling views and more daylight
- Increases the feeling of spaciousness

Popular combinations

	UNITS	FK06	MK04	MK06	MK08	PK06	PK08	PK10	SK06	SK08	UK04	UK08
Individual external frame sizes (w×h) cm		66×118	78×98	78×118	78×140	94×118	94×140	94×160	114×118	114×140	134×98	134×140
												

Roof window example

GGL 2070	4	401	375	424	469	469	548	578	563	596	540	656
----------	---	-----	-----	-----	-----	-----	-----	-----	-----	-----	-----	-----

Flashing for 100 mm frame distance

EKW S0222 for profiled roofing material up to 120 mm	1	435	435	457	488	517	545	562	539	574	574	619
EKL S0222 for slate up to 8 mm thick	1	435	435	457	488	517	545	562	539	574	574	619

Installation products

BDX 2000 (including BFX)	4	44	44	46	48	48	50	52	50	52	50	54
--------------------------	---	----	----	----	----	----	----	----	----	----	----	----

Total price example

Roof windows, flashings and installation products	9	2,215	2,111	2,337	2,556	2,585	2,937	3,082	2,991	3,166	2,934	3,459
---	---	-------	-------	-------	-------	-------	-------	-------	-------	-------	-------	-------

Fully customisable

- Available in centre-pivot and top-hung variants
- Choose from a wide range of sizes
- Available in white polyurethane and white painted finishes

Blinds and shutters

- Consider interior blinds for light control, and anti-heat blinds or shutters for added heat protection

Read more on page 121.

Intelligent home control

- Combine your VELUX solar and electrical products with our intelligent home control solutions for multiple product operation, scheduling and automation

Read more on page 27.

Flashing

- For further flashing information read more on page 96

Transform with daylight

- The Quattro combination is recommended for large rooms

All prices in GBP (£)
Find all flashing types, sizes and prices on velux.co.uk



Fully customisable

- Available in centre-pivot and top-hung variants
- Choose from a wide range of sizes
- Available in white polyurethane and white painted finishes

Blinds and shutters

- Consider interior blinds for light control, and anti-heat blinds or shutters for added heat protection

Read more on page 121.

Intelligent home control

- Combine your VELUX solar and electrical products with our intelligent home control solutions for multiple product operation, scheduling and automation

Read more on page 27.

Flashing

- For further flashing information read more on page 96

Transform with daylight

- The Duo combination is recommended for narrow rooms like staircases

Duo













Ideal for narrow rooms

For narrow rooms, such as above stairs, a duo combination of two VELUX roof windows draws more daylight deep into the room. By adding an additional roof window, you can enhance the feeling of spaciousness, maximise natural light

and create an architectural feature in otherwise often dark and overlooked spaces.

- Enhanced views and more daylight
- Increases the feeling of spaciousness

Popular combinations

	UNITS	FK06	MK04	MK06	MK08	PK06	PK08	PK10	SK06	SK08	UK04	UK08
Individual external frame sizes (w×h) cm		66×118	78×98	78×118	78×140	94×118	94×140	94×160	114×118	114×140	134×98	134×140
												

Roof window example

GGL 2070	2	401	375	424	469	469	548	578	563	596	540	656
----------	---	-----	-----	-----	-----	-----	-----	-----	-----	-----	-----	-----

Flashing

EKW S00W01 for profiled roofing material up to 120 mm	1	279	279	292	310	323	340	351	337	357	353	380
EKL S00L01 for slate up to 8 mm thick	1	279	279	292	310	323	340	351	337	357	353	380

Total price example

Roof windows, flashings and installation products	3	1,081	1,029	1,140	1,248	1,261	1,436	1,507	1,463	1,549	1,433	1,692
---	---	-------	-------	-------	-------	-------	-------	-------	-------	-------	-------	-------

All prices in GBP (£)
Find all flashing types, sizes and prices on velux.co.uk



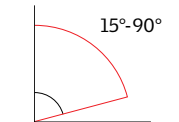
Expand your view

Featured products:
GIL PK34 2070 with a GGL PK10 2070

Total price of this combination: £1,195



Roof pitch



Flashings

- For further flashing information read more on page 97

Glazing options

	Double glazing --70	Triple glazing --68	Triple glazing --66
Rain noise reduction	✓	✓	✓
Safety lamination	✓	✓	✓
Toughened glass	✓	✓	✓
UV filter	✓	✓	✓
Easy-to-clean			✓
Anti-dew			✓

Thermal transmittance of glazing (U _g -value)	1.0	0.7	0.6

Read more about glazing specifications on page 22.

Sloping and fixed

A sleek solution to increase your view

Extend your views with a fixed roof window element that blends seamlessly with the roof window. The window element fills the sloping space between the floor and the bottom of the roof window to provide more expansive views and more daylight. This is the ideal choice if you want to maximise your window area.

Add the right size opening window to create the perfect combination. See page 170 for available sizes.

- Slim connection
- Daylight extension
- Suitable for all rooms

Blinds and shutters

- Consider interior blinds for light control, and anti-heat blinds or shutters for added heat protection

Read more on page 121.

Transform with daylight

- This solution is recommended where you want floor-to-ceiling daylight. Combine two or three sloping extensions for even more daylight

External frame sizes (w x h) cm	U _w -value	FK34	MK34	PK34	SK34	UK34
	W/m ² K	66×92	78×92	94×92	114×92	134×92



White polyurethane

GIU 0070	1.3	542	593	684	787	821
GIU 0068	1.1	677	741	855	983	1026
GIU 0066	1.0	791	865	999	1,148	1,198

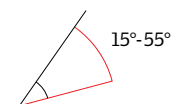
White painted

GIL 2070	1.3	-	534	617	709	740
GIL 2068	1.1	-	668	771	886	925
GIL 2066	1.0	-	780	900	1,035	1,080

All prices in GBP (£)
Find all types, sizes and prices on velux.co.uk



Roof pitch



Flashings

- For further flashing information read more on page 97

Glazing options

	Double glazing --70	Triple glazing --68	Triple glazing --66
Rain noise reduction	✓	✓	✓
Safety lamination	✓	✓	✓
Toughened glass	✓	✓	✓
UV filter	✓	✓	✓
Easy-to-clean			✓
Anti-dew			✓

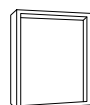
Thermal transmittance of glazing (U_g -value)

	1.0	0.7	0.6
--	-----	-----	-----

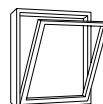
Read more about glazing specifications on page 22.

Details

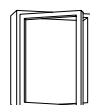
Fixed element VIU



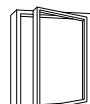
Bottom-hung opening inwards VFE



Tilt and turn inwards to the left VFA



Tilt and turn inwards to the right VFB



Sloping and vertical

Vertical façade extension for increased view, VIU, VFE, VFA & VFB

Extend your views with a fixed or openable vertical roof window element. The additional element fills the vertical space between the floor and the bottom of the roof window to provide more expansive views and more daylight.

- Perfect for one-and-a-half storey homes
- Fixed or opening window elements
- Extra façade view and daylight

External frame sizes (w×h) cm	U_w -value W/m ² K	MK35 78×95	PK35 94×95	SK35 114×95	UK35 134×95
-------------------------------	------------------------------------	---------------	---------------	----------------	----------------



White polyurethane

VIU 0070 Fixed	1.3	601	705	809	849
VIU 0068 Fixed	1.1	751	881	1,011	1,061
VIU 0066 Fixed	1.0	877	1,029	1,180	1,239

White painted

VFE 2070 Bottom-hung opening inwards	1.3	601	705	809	849
VFE 2068 Bottom-hung opening inwards	1.1	751	881	1,011	1,061
VFE 2066 Bottom-hung opening inwards	1.0	877	1,029	1,180	1,239
VFA/VFB 2070 Tilt and turn inwards to the left/right	1.3	659	773	887	-
VFA/VFB 2068 Tilt and turn inwards to the left/right	1.1	824	966	1,109	-
VFA/VFB 2066 Tilt and turn inwards to the left/right	1.0	962	1,129	1,295	-

All prices in GBP (£)
Find all sizes and prices on velux.co.uk



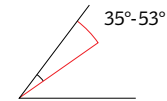
Expand your view

Featured products:
GGL MK08 2070 and VFE MK35 2070

Total price of this combination: £1,070



Roof pitch



Interior finish options



White painted
Bright white finish for modern interiors

Glazing options

	Triple glazing --66
Rain noise reduction	✓
Safety lamination	✓
Toughened glass	✓
UV filter	✓
Easy to clean	✓
Anti-dew	✓
Thermal transmittance of glazing (U _g -value)	0.6-0.7

Blinds and shutters

- Consider interior blinds for light control, and anti-heat blinds or shutters for added heat protection

Read more on page 121.

Roof balcony

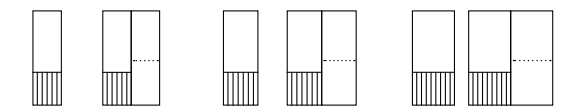
From roof window to balcony experience

Transform your home and welcome in the outdoors by simply opening your VELUX roof balcony. The innovative balcony opens in seconds to give your home more space, daylight and fresh air. Consisting of a top-hung roof window and a bottom section that unfolds into a glazed balcony with elegant side banister railings, it's a balcony experience like no other.

- Top element opens 45° giving you extra headroom and beautiful panoramic views
- Transforms from a roof window into a balcony in seconds
- Side banister railings for extra safety
- Energy-efficient triple glazing is featured as standard
- Double package consists of one roof balcony and one top-hung upper and fixed lower element



External frame sizes (w×h) cm	U _w -value	MK19	MK19	PK19	PK19	SK19	SK19
	W/m ² K	78×252	166×252	94×252	198×252	114×252	238×252



White painted

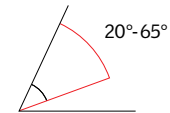
GDL S10L02*	Including flashings for slate up to 8 mm thick.	1.2	2,762	-	2,968	-	3,168	-
GDL S10W02*	Including flashings for profiled roofing material up to 120 mm in profile.	1.2	2,762	-	2,968	-	3,168	-
GDL SK0L222	Including 1 x GPL & 1 x GIL and flashings for slate up to 8 mm thick.	1.2	-	5,093	-	5,468	-	5,934
GDL SK0W224	Including 1 x GPL & 1 x GIL and flashings for profiled roofing material up to 120 mm in profile.	1.2	-	5,093	-	5,468	-	5,934

* Includes installation products (BDX 2000)

All prices in GBP (£)
Find all sizes and prices on velux.co.uk



Roof pitch



Glazing options

	--00	--59
Rain noise reduction		
Safety lamination		
Toughened glass		✓
UV filter		
Easy-to-clean		
Anti-dew		

Cold room


Cold room windows GVK, GVT

The VELUX cold room roof window is designed for use in uninhabited rooms where easy access to the roof and regular ventilation is needed. Side-hung, it opens to the left or right depending on your preference. The window is made from maintenance-free aluminium and polyurethane and comes with integrated flashing.

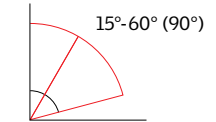
- Three ventilation positions for constant low-level air flow
- Patented opening restrictor securely holds the window open at 90°
- Safe roof access using the moulded tread with grooves (GVT)
- Extruded aluminium sash for a maintenance-free window

External frame sizes (w×h) cm	103	
	46×61	54×83
Black polyurethane		
GVK 0000Z	180	-
GVT 0059Z	-	245

All prices in GBP (£)
Find all sizes and prices on velux.co.uk



Roof pitch



For geometric smoke ventilation, system is certified to EN ISO12101-2 for roof pitches between 15-90°. For aerodynamic smoke ventilation, system is certified to EN ISO12101-2 for roof pitches between 15-60°.

Interior finish options



White polyurethane
Maintenance-free and moisture resistant

Glazing options

	Double glazing --70	Triple glazing --66
Rain noise reduction	✓	✓
Safety lamination	✓	✓
Toughened glass	✓	✓
UV filter	✓	✓
Easy-to-clean		✓
Anti-dew		✓

Thermal transmittance of glazing (U_g-value) 1.0 0.6

Read more about glazing specifications on page 22.

Smoke ventilation sloped roof window

Electric smoke ventilation roof windows GGU

A VELUX smoke ventilation roof window is designed to quickly release smoke and excess heat. The VELUX smoke ventilation control system can enable several functions including automatic opening of the smoke ventilation window. It can also be opened to let in fresh air for improved indoor comfort. The VELUX smoke ventilation window is extensively tested and compliant with all EU requirements.


- Available for 1 m² (SK06 size) or 1.5 m² (UK08 size) of smoke free ventilation area
- Opens to full fire position in just 60 seconds when smoke ventilation is activated
- Same exterior design as other VELUX sloped roof windows
- Tested according to DIN EN 12101-2
- Compatible with wind deflector KFD to optimise the aerodynamic ventilation areas

External frame sizes (w×h) cm	U _w -value	SK06	UK08
	W/m ² K	114×118	134×140

White polyurethane

Model	Description	U _w -value	SK06 Price	UK08 Price
GGU S40L01	GGU 0070 electric window + flashings for slate up to 8 mm thick. Supplied with 1 smoke sensor, 1 break glass point and 1 wall control unit (KFX 210).	1.3	2,110	2,243
GGU S40W01	GGU 0070 electric window + flashings for tiles up to 120 mm in profile. Supplied with 1 smoke sensor, 1 break glass point and 1 wall control unit (KFX 210).	1.0	2,110	2,243

All prices in GBP (£)
Find all sizes and prices on velux.co.uk



A VELUX installation
is all about quality
and efficiency

Installation and flashings

Flashing sets

Page 90

Standard installation

Recessed installation

Flashings for combinations and extensions

Solar integrator

Replacement

Vapour barrier collar

Page 102

Lining

Page 103

Product upgrades for a more efficient workflow



Installation and flashings

6 improvements to the installation process



1. More convenient carrying
A new handle on the packaging box makes it easier to carry the boxes from the van to the roof.



2. Improved insulation
The height of the insulation collar BDX has been increased to match changing batten dimensions. This brings it even further into the room for a better insulated connection towards the lining.



3. Simpler mounting
All screws are now magnetic so they are easier to handle.



4. Easier underfelt integration
The underfelt collar BFX has been improved to make it easier to fit – even on windy days. Simply attach the folded BFX collar to the top of the roof window and unfold it into place.



5. Hammer-free flashing mounting
All nails in the flashing clips have been replaced by magnetic screws so no hammer is needed.

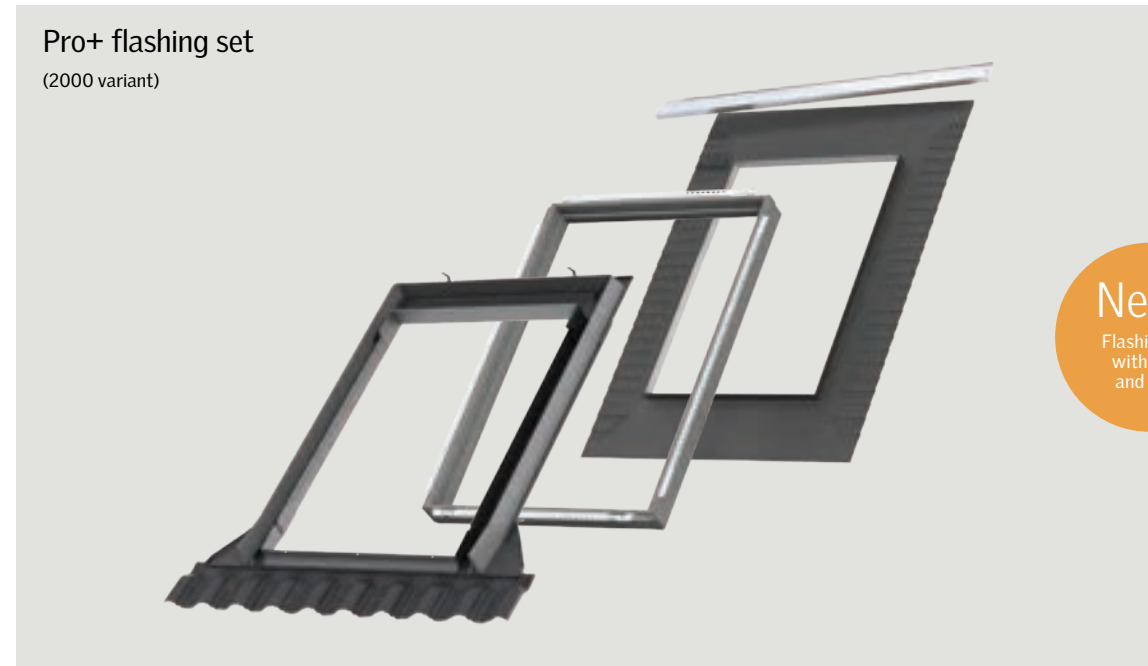


6. Faster disposal
All plastic has been removed from the flashing and roof window packaging. No sorting of waste is necessary as all of it can be disposed of in a cardboard recycling container.

High-quality installation products now included in the flashing set



Pro+ flashing set (2000 variant)



News

Flashing set with BDX and BFX


Installation products

Insulation collar BDX

- Insulates around the roof window frame, reducing heat loss and eliminating cold bridges
- Flexible insulation collar can be compressed for quick installation
- The combination of rigid and flexible foam ensures a tight, energy-efficient installation to the roof construction

Underfelt collar BFX

- Ensures a perfect fit and watertight seal between the roof window, battens, and the roofing underfelt
- Easy to fit. Simply place on top of the roof window and unfold
- An adjustable and self-supporting drainage gutter is included in the BFX. This leads the water away from the head of the roof window if there is a leak above



Pro+ flashing set

Our new Pro+ flashing set contains everything you need for the best possible weatherproof and well-insulated installation result, for long-lasting performance.

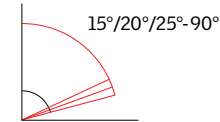
An easy-to-install flashing set for all weather conditions and with added insulation for reduction of heat loss and cold bridges.

Included as standard with every flashing:

- Underfelt collar BFX and drainage gutter
- Insulation collar BDX



Roof pitch



EDW 15°-90°
EDL 15°-90°
EDP 25°-90°
EDT 20°-90°

Colour options



Dark grey
(Standard)

Standard installation height

- Install the brackets at the top and the bottom of the window frame, at the red line level



Standard flashings

The Pro+ (2000) flashing set comes with underfelt collar (BFX) for a watertight seal between the roof window and the roof and insulation collar (BDX) for reduction of heat loss and eliminating cold bridges.

The Pro (1000) flashing set comes with underfelt collar (BFX) for a watertight seal between the roof window and the roof.

Profiled roofing material EDW

- For profiled roofing material up to 120 mm
- Suitable for interlocking slate, thatch and profiled sheeting
- Roof pitches from 15°-90°

Slate EDL


- For slate up to 8 mm thick
- Not for interlocking slate See EDW for details
- Roof pitches from 15°-90°

Plain tiles EDP

- For plain tiles (max length 300 mm)
- Maximum thickness of 14 mm
- Roof pitches from 25°-90°

Flat tiles EDT

- For flat tiles 15-40 mm thick
- Designed for neater finish
- Roof pitches from 20°-90°



EDW



EDL



EDP



EDT

External frame sizes (w×h) cm	CK02	CK04	CK06	FK06	MK04	MK06	MK08	PK06	PK08	PK10	SK06	SK08	UK04	UK08
	55×78	55×98	55×118	66×118	78×98	78×118	78×140	94×118	94×140	94×160	114×118	114×140	134×98	134×140

Pro+ flashing set including insulation collar (BDX) and underfelt collar (BFX)

EDW 2000	98	101	105	112	112	117	124	129	136	140	135	143	141	151
EDL 2000	98	101	105	112	112	117	124	129	136	140	135	143	141	151
EDT 2000	109	112	117	125	125	131	139	145	151	157	150	159	158	169
EDP 2000	98	101	105	112	112	117	124	129	136	140	135	143	141	151

External frame sizes (w×h) cm	CK02	CK04	CK06
	55×78	55×98	55×118

Pro flashing set including underfelt collar (BFX)

EDW 1000	89	91	95
EDL 1000	89	91	95
EDT 1000	98	100	105
EDP 1000	89	91	95

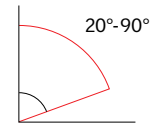
The 1000 variant containing underfelt collar (BFX) is available in sizes CK--.
Suitable for rafter openings where there is insufficient tolerance for the insulation collar (BDX)

All prices in GBP (£)
Find all flashing types, sizes and prices on velux.co.uk




EDN

Roof pitch



Colour options



Dark grey
(Standard)

Recessed installation height

- Recessed flashings provide a sleek and streamlined finish as the roof window is installed 40 mm deeper into the roof structure, meaning that less of the roof window protrudes above the roofline



- Install the brackets at the sides of the roof window frame, at the blue line level



EDJ



Recessed flashings

The Pro+ (2000) flashing set comes with underfelt collar (BFX) for a watertight seal between the roof window and the roof and insulation collar (BDX) for reduction of heat loss and eliminating cold bridges.

The Pro (1000) flashing set comes with underfelt collar (BFX) for a watertight seal between the roof window and the roof.

Slate EDN

- For slate up to 8 mm thick
- Not for interlocking slate
- Roof pitches from 20°-90°

Flat or profiled roofing material EDJ

- For flat or profiled roofing material up to 90 mm in profile
- Roof pitches from 20°-90°

External frame sizes (w×h) cm	CK02	CK04	CK06	FK06	MK04	MK06	MK08	PK06	PK08	PK10	SK06	SK08	UK04	UK08
	55×78	55×98	55×118	66×118	78×98	78×118	78×140	94×118	94×140	94×160	114×118	114×140	134×98	134×140

Pro+ flashing set including insulation collar (BDX) and underfelt collar (BFX)

EDN 2000	149	153	160	170	170	178	188	195	204	212	204	215	212	229
EDJ 2000	149	153	160	170	170	178	188	195	204	212	204	215	212	229

External frame sizes (w×h) cm	CK02	CK04	CK06
	55×78	55×98	55×118

Pro flashing set including underfelt collar (BFX)

EDN 1000	120	123	128
EDJ 1000	120	123	128

The 1000 variant containing underfelt collar (BFX) is available in sizes CK--.
Suitable for rafter openings where there is insufficient tolerance for the insulation collar (BDX)

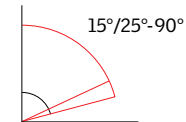
All prices in GBP (£)
Find all flashing types, sizes and prices on velux.co.uk

Flashings for combinations

If you want to use multiple VELUX roof windows in your room, VELUX combination flashings give you the interconnectivity needed for easy installation. They are designed for all combinations of VELUX roof windows and give a watertight installation.

- For multiple VELUX roof windows
- High-quality watertight installation
- Maintenance-free exterior

Roof pitch



EBW / EKW 15°-90°
EBL / EKL 15°-90°
EBP / EKP 25°-90°



Integrated side-by-side combination

External frame sizes (w×h) cm	CK02	CK04	CK06	FK06	MK04	MK06	MK08	PK06	PK08	PK10	SK06	SK08	UK04	UK08
	55×78	55×98	55×118	66×118	78×98	78×118	78×140	94×118	94×140	94×160	114×118	114×140	134×98	134×140

Flashing for 18 mm frame distance

EBW 4021B* for profiled roofing material up to 120 mm	401	409	429	457	457	480	508	530	556	574	553	584	578	622
EBL 4021B* for slate up to 8 mm thick	401	409	429	457	457	480	508	530	556	574	553	584	578	622
EBP 4021B* for plain tile up to 28 mm (2 x 14 mm)	401	409	429	457	457	480	508	-	556	574	553	-	578	622

Flashing for 100 mm frame distance

EKW 4021E* for profiled roofing material up to 120 mm	401	409	429	457	457	480	508	530	556	574	553	584	578	622
EKL 4021E* for slate up to 8 mm thick	401	409	429	457	457	480	508	530	556	574	553	584	578	622
EKP 4021E* for plain tile up to 28 mm (2 x 14 mm)	401	409	429	457	457	480	508	-	556	574	553	-	578	622
EKJ 4021E* for recessed installation into profiled roofing material up to 120 mm	458	467	489	522	522	549	582	607	637	658	634	670	664	715
EKN 4021E* for recessed installation into slate up to 8 mm thick	458	467	489	522	522	549	582	607	637	658	634	670	664	715

Classic side-by-side combination

Flashing for 100 mm frame distance

EKW 0021E for profiled roofing material up to 120 mm	165	168	176	189	189	199	212	225	237	244	235	250	250	269
EKL 0021E for slate up to 8 mm thick	165	168	176	189	189	199	212	225	237	244	235	250	250	269
EKP 0021E for plain tile up to 28 mm (2 x 14 mm)	165	168	176	189	189	199	212	-	237	244	235	-	250	269
EKJ 0021E for recessed installation into profiled roofing material up to 120 mm	222	226	236	254	254	268	286	302	318	328	316	336	336	362
EKN 0021E for recessed installation into slate up to 8 mm thick	222	226	236	254	254	268	286	302	318	328	316	336	336	362

* Includes installation products (BDX 2000, bearing beams and cover plate)

For Integrated side-by-side see page 64 for additional information
For Classic side-by-side see page 66 for additional information



Integrated triple combination

External frame sizes (w×h) cm	CK02	CK04	CK06	FK06	MK04	MK06	MK08	PK06	PK08	PK10	SK06	SK08	UK04	UK08
	55×78	55×98	55×118	66×118	78×98	78×118	78×140	94×118	94×140	94×160	114×118	114×140	134×98	134×140

Flashing for 18 mm frame distance

EBW 4031B* for profiled roofing material up to 120 mm	587	599	629	669	665	701	743	-	-	-	-	-	-	-
EBL 4031B* for slate up to 8 mm thick	587	599	629	669	665	701	743	-	-	-	-	-	-	-

Flashing for 100 mm frame distance

EKW 4031E* for profiled roofing material up to 120 mm	587	599	629	670	666	700	742	-	-	-	-	-	-	-
EKL 4031E* for slate up to 8 mm thick	587	599	629	670	666	700	742	-	-	-	-	-	-	-
EKW 3031E** for profiled roofing material up to 120 mm	-	-	-	-	-	-	-	685	723	750	709	756	740	805
EKL 3031E** for slate up to 8 mm thick	-	-	-	-	-	-	-	685	723	750	709	756	740	805

Classic triple combination

Flashing for 100 mm frame distance

EKW S0312 for profiled roofing material up to 120 mm	247	252	264	284	284	298	318	-	355	366	352	-	375	403
EKL S0312 for slate up to 8 mm thick	247	252	264	284	284	298	318	-	355	366	352	-	375	403

* Includes installation products (BDX 2000, bearing beams and cover plate)

** Includes installation products (BDX 2000 and cover plates)

For Integrated triple see page 68 for additional information

For Classic triple see page 70 for additional information

All prices in GBP (£)
Find all flashing types, sizes and prices on velux.co.uk



Quattro combination

External frame sizes (w×h) cm	CK02	CK04	CK06	FK06	MK04	MK06	MK08	PK06	PK08	PK10	SK06	SK08	UK04	UK08
	55×78	55×98	55×118	66×118	78×98	78×118	78×140	94×118	94×140	94×160	114×118	114×140	134×98	134×140

Flashing for 100 mm frame distance

Flashing type	CK02	CK04	CK06	FK06	MK04	MK06	MK08	PK06	PK08	PK10	SK06	SK08	UK04	UK08
EKW S0222 for profiled roofing material up to 120 mm	379	386	404	435	435	457	488	517	545	562	539	574	574	619
EKL S0222 for slate up to 8 mm thick	379	386	404	435	435	457	488	517	545	562	539	574	574	619

For Quattro combination see page 73 for additional information



Duo combination

External frame sizes (w×h) cm	CK02	CK04	CK06	FK06	MK04	MK06	MK08	PK06	PK08	PK10	SK06	SK08	UK04	UK08
	55×78	55×98	55×118	66×118	78×98	78×118	78×140	94×118	94×140	94×160	114×118	114×140	134×98	134×140

Flashing for 100 mm frame distance

Flashing type	CK02	CK04	CK06	FK06	MK04	MK06	MK08	PK06	PK08	PK10	SK06	SK08	UK04	UK08
EKW S00W01 for profiled roofing material up to 120 mm	244	250	261	279	279	292	310	323	340	351	337	357	353	380
EKL S00L01 for slate up to 8 mm thick	244	250	261	279	279	292	310	323	340	351	337	357	353	380

For Duo combination see page 74 for additional information

All prices in GBP (£)
Find all flashing types, sizes and prices on velux.co.uk



Sloping and fixed

External frame sizes (w×h) cm	MK04	MK06	MK08	PK06	PK08	PK10	SK06	SK08	UK04	UK08
	78×98	78×118	78×140	94×118	94×140	94×160	114×118	114×140	134×98	134×140

Flashing for upper element

Flashing type	MK04	MK06	MK08	PK06	PK08	PK10	SK06	SK08	UK04	UK08
EDW 2000 for profiled roofing material up to 120 mm	112	117	124	129	136	140	135	143	141	151
EDL 2000 for slate up to 8 mm thick	112	117	124	129	136	140	135	143	141	151
EDJ 2000 for recessed installation into profiled roofing material up to 90 mm	170	178	188	195	204	212	204	215	212	229
EDN 2000 for recessed installation into slate up to 8 mm thick	170	178	188	195	204	212	204	215	212	229

Flashing for extension element

Flashing type	WK34									
Flashing type	MK04	MK06	MK08	PK06	PK08	PK10	SK06	SK08	UK04	UK08
ETW 0000 for profiled roofing material up to 120 mm	57	57	57	57	57	57	57	57	57	57
ETL 0000 for slate up to 8 mm thick	57	57	57	57	57	57	57	57	57	57
ETJ 0000 for recessed installation into profiled roofing material up to 90 mm	122	122	122	122	122	122	122	122	122	122
ETN 0000 for recessed installation into slate up to 8 mm thick	122	122	122	122	122	122	122	122	122	122

For Sloping and fixed see page 77 for additional information



Sloping and vertical

External frame sizes (w×h) cm	MK04	MK06	MK08	PK06	PK08	PK10	SK06	SK08	UK04	UK08
	78×98	78×118	78×140	94×118	94×140	94×160	114×118	114×140	134×98	134×140

Flashing

Flashing type	MK04	MK06	MK08	PK06	PK08	PK10	SK06	SK08	UK04	UK08
EFW 0012 for profiled roofing material up to 120 mm	151	158	169	179	188	194	187	199	199	214
EFL 0012 for slate up to 8 mm thick	151	158	169	179	188	194	187	199	199	214
EFJ 0012 for recessed installation into profiled roofing material up to 90 mm	258	271	289	307	323	333	320	341	341	366
EFN 0012 for recessed installation into slate up to 8 mm thick	258	271	289	307	323	333	320	341	341	366

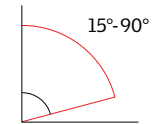
For Sloping and vertical see page 78 for additional information

All prices in GBP (£)
Find all flashing types, sizes and prices on velux.co.uk




ODL

Roof pitch



Flashing colour options




Black

Grey aluminium

Availability and ordering process

- To ensure the perfect integration of VELUX roof windows into an in-roof solar panel system, you need 4 products: the VELUX roof window (1) and VELUX solar Integrator flashing (2). The connector (3) for the connection to the solar panel system (4) is available from the solar panel provider.



Installation and flashings

Solar integrator

Flashing for integrating VELUX roof windows into in-roof solar panel systems

This specially developed flashing system provides a simple, fast, safe and seamless connection for VELUX roof windows to a selected number of in-roof solar panel systems from different manufacturers.

As a result, the roof is used to maximum effect for generating solar energy and, at the same time, a comfortable living space is created under the roof.

- Easily integrated with selected solar panel systems
- 25 mm sideways flexibility for perfect positioning
- Tested to withstand extreme weather conditions
- The flashing does not cover or block the solar panel ensuring maximum energy generation

External frame sizes (w×h) cm	MK06	MK08	PK08	SK10
	78×118	78×140	94×140	114×160
VELUX Solar Integrator flashing				
ODL 050001 - Black. For GSE and Viridian solar panel solutions	122	130	145	159
ODL 000001 - Grey. For GSE and Viridian solar panel solutions	122	130	145	159

Compatible with selected solar panel systems.

All prices in GBP (£)
Find all sizes and prices on velux.co.uk

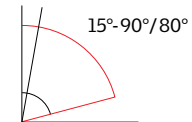


EW



EL

Roof pitch



EW 15°-90°
EL 15°-90°
ELX 15°- 80°

Details

- Minimal disruption as existing lining is retained
- On most occasions the work can be carried out from the inside
- Replacement installation for a single window usually takes under a day
- For flat or profiled roofing material

For replacing single roof windows installed after April 2001 read more about standard flashing options on page 85.

Benefits of replacing your roof window

- Better energy efficiency – modern roof windows have better thermal insulation properties and are up to 115% more energy efficient
- More light and fresh air – new VELUX roof windows have larger glazed areas and come in white finishes to match modern interiors
- More choice, more comfort – modernise your roof windows, from improving noise reduction to controlling from your smart phone, a solution for every project



Type signs for old roof windows manufactured before April 2001



Installation and flashings



Start your replacement journey with a VELUX Certified Installer:
velux.co.uk/replacement

Replacement flashings

VELUX replacement flashings make it easy to replace VELUX roof windows without removing the existing lining. The roof windows are simply replaced in the existing aperture. This lets you enjoy a new window without the extra work involved in interior decoration or bathroom retiling.

Profiled roofing material EW

- For replacing a VELUX roof window from before April 2001 while maintaining the original installation level of the window
- For profiled roofing material up to 120 mm

Slate EL

- For replacing a VELUX roof window from before April 2001 while maintaining the original installation level of the window
- EL is a flashing for slate up to 8 mm thick

Flashing adaptor ELX

The flashing adaptor kit ELX is used for replacing window combinations and also in conjunction with standard single flashings like EDW and EDL when replacing an old window where the internal finish is not being replaced and the roof window is placed more above the **red line** than normal.

External frame sizes (w x h) cm	CK01	CK02	CK04	FK06	MK04	MK06	MK08	PK08	PK10	SK06	UK04	UK08
	55×70	55×78	55×98	66×118	78×98	78×118	78×140	94×140	94×160	114×118	134×98	134×140

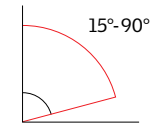
For replacing single roof windows installed before April 2001 window size to be replaced shown in brackets	101 (9)	102	104 (6)	206	304 (1)	306 (14)	308 (2)	408	410 (3)	606 (4)	804 (7)	808 (7)
--	---------	-----	---------	-----	---------	----------	---------	-----	---------	---------	---------	---------

Replacement flashings		CK01	CK02	CK04	FK06	MK04	MK06	MK08	PK08	PK10	SK06	UK04	UK08
EW 0000	Flashing for profiled roofing material up to 120 mm	85	85	87	98	98	103	110	123	126	122	129	139
EL 0000	Flashings for slate up to 8 mm thick	85	85	87	98	98	103	110	123	126	122	129	139
ELX 0000	Adaptor flashing for combinations Also for use in conjunction with EDL and EDW	75	75	77	86	86	90	96	108	111	107	114	122

All prices in GBP (£)
Find all flashing types, sizes and prices on velux.co.uk



Roof pitch



Characteristics

- Unique, welded rubber seal gasket fits precisely into window groove



- Welded and reinforced corners provide extra security against vapour penetration



Vapour barrier collar

Save time and hassle by using the VELUX vapour barrier collar the fits perfectly into the groove of the roof window.

The vapour barrier collar guarantees a secure and airtight solution and prevents condensation from forming in the roof construction.

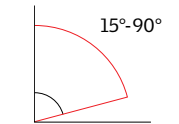
- Fits perfectly to the dimensions of the roof window
- Pre-fitted rubber seals along all sides guarantee a vapour-tight solution
- Unique application tool ensures one-step procedure

External frame sizes (w x h) cm	CK02	CK04	CK06	FK06	MK04	MK06	MK08	PK06	PK08	PK10	SK06	UK04
	55x78	55x98	55x118	66x118	78x98	78x118	78x140	94x118	94x140	94x160	114x118	134x98
BBX 0000	28	29	30	31	31	32	34	34	35	37	36	36

All prices in GBP (£)
Find all sizes and prices on velux.co.uk




Roof pitch




Characteristics

- The white finish provides maximum daylight influx



- The shape ensures correct warm air circulation that helps to prevent condensation



Lining

If you want a ready-made solution, our prefabricated linings make installation easy, with no need for additional painting or adhesives.

VELUX linings are made in water-resistant and maintenance-free PVC material and fit perfectly with VELUX roof windows.

- Click-on brackets save time and ensure correct installation
- Design enhances insulation and minimises cold bridges
- Includes BBX vapour barrier for an airtight seal

External frame sizes (w x h) cm	CK02	CK04	CK06	FK06	MK04	MK06	MK08	PK08	SK06	UK04	
	55x78	55x98	55x118	66x118	78x98	78x118	78x140	94x140	114x118	134x98	
White PVC Lining incl. BBX											
LSB 2000	For roof thickness up to 300 mm	173	177	180	184	184	188	195	199	201	213
LSC 2000	For roof thickness up to 400 mm	214	219	224	228	228	233	242	246	249	265
LSD 2000	For roof thickness up to 500 mm	347	354	362	369	369	377	392	400	403	422

All prices in GBP (£)
Find all types, sizes and prices on velux.co.uk



Flat roof windows

Curved glass – New generation Page 108

Flat glass – New generation Page 110

Dome with glazing Page 112





Dome Page 114

Special function flat roof windows Page 116

Vario by VELUX Page 118
Bespoke rooflights


The full range of flat roof windows

We offer a complete range of flat roof windows that covers all needs. From innovative curved and flat glass rooflights to traditional domes, the VELUX flat roof window portfolio is broad and has something for everyone.

<p>New generation</p>  <p>Curved glass rooflight</p> <p>Top performer with CurveTech</p> <ul style="list-style-type: none"> • Maximum daylight area • Excellent energy performance • State-of-the art design • Excellent sound reduction • Clear view and drainage with CurveTech <p>News New sizes available from autumn 2023</p> <p>(Price example 100 x 100 cm) £1,348</p> <p>See more page 108 →</p>	<p>New generation</p>  <p>Flat glass rooflight</p> <p>Daylight, design & aesthetics</p> <ul style="list-style-type: none"> • Maximum daylight area • Excellent energy performance • State-of-the art design • Excellent sound reduction <p>(Price example 100 x 100 cm) £1,130</p> <p>See more page 110 →</p>	 <p>Dome with glazing</p> <p>Advanced dome solution</p> <ul style="list-style-type: none"> • Good daylight area • Good energy performance • Classic design • Good sound reduction <p>(Price example 100 x 100 cm) £834</p> <p>See more page 112 →</p>	 <p>Dome</p> <p>Without glazing. For uninhabited rooms and buildings</p> <ul style="list-style-type: none"> • Basic daylight area • Basic energy performance <p>(Price example 100 x 100 cm) £601</p> <p>See more page 114 →</p>
--	---	--	--

Bespoke solution

- If you are looking for a bespoke solution, check out Vario by VELUX on page 118



Specifications for flat roof windows	New generation	New generation		
	Curved glass rooflight	Flat glass rooflight	Dome with glazing	Dome
Application areas	• Habitable rooms	• Habitable rooms	• Habitable rooms	• Uninhabited rooms and buildings, such as warehouses, garages, sheds, or industrial buildings
Roof pitch	• 0-15°	• 2-15°	• 0-15°	• 0-15°
Design	<ul style="list-style-type: none"> • Curved glass top • 88% daylight area* • Glass-to-edge inside view • Glass-to-edge curved top • Integrated motor in frame • Discreetly placed blinds • Better view – rain off CurveTech 	<ul style="list-style-type: none"> • Flat glass top • 88% daylight area* • Glass-to-edge inside view • Glass-to-edge flat top • Integrated motor in frame • Discreetly placed blinds 	<ul style="list-style-type: none"> • Clear or opaque dome skin • 70% daylight area* • Integrated motor in frame 	<ul style="list-style-type: none"> • 2 or 3-layer opaque dome skins • 64% daylight area*
Performance	<ul style="list-style-type: none"> • Glass top and base unit with double or triple glazing • Insulating glass unit with inner laminated glass (P4A) • Urc,ref300: 0,65 W/(m²K)** • Arc,ref300: 4,4 m²** • Sound insulation 39 db** • Burglary resistant as standard*** 	<ul style="list-style-type: none"> • Glass top and base unit with double or triple glazing • Insulating glass unit with inner laminated glass (P4A) • Urc,ref300: 0,75 W/(m²K)** • Arc,ref300: 4,1 m²** • Sound insulation 39 db** • Burglary resistant as standard*** 	<ul style="list-style-type: none"> • Dome skin and base unit with double glazing • Insulating glass unit with inner laminated glass (P4A) • U-value: 0,80 W/(m²K)** • Area: 3,4 m²** • Sound insulation 36 db** • Burglary resistant variant available*** 	<ul style="list-style-type: none"> • 2 or 3-layer opaque dome skins (no glazing) • U-value: 2,2W/(m²K)** • Area: 2,6 m²** • Sound insulation 20 db**
Operation	<ul style="list-style-type: none"> • Solar variant • Electric variant • Fixed variant 	<ul style="list-style-type: none"> • Solar variant • Electric variant • Fixed variant 	<ul style="list-style-type: none"> • Electric variant • Fixed variant 	<ul style="list-style-type: none"> • Electric variant • Fixed variant
Smart home and sensors	<ul style="list-style-type: none"> • Intelligent home control compatible • Pre-installed rain sensor as standard • Pre-paired wall switch 	<ul style="list-style-type: none"> • Intelligent home control compatible • Pre-installed rain sensor as standard • Pre-paired wall switch 	<ul style="list-style-type: none"> • Intelligent home control compatible • Pre-installed rain sensor as standard • Pre-paired wall switch 	<ul style="list-style-type: none"> • Intelligent home control compatible • Pre-installed rain sensor as standard • Pre-paired wall switch
Heat protection and daylight adjustment	<ul style="list-style-type: none"> • Anti-heat blind (solar) – Optimised and discreet placement • Blackout blind (solar) – Optimised and discreet placement • Insect screen (manual, cleanable, removable) 	<ul style="list-style-type: none"> • Anti-heat blind (solar) – Optimised and discreet placement • Blackout blind (solar) – Optimised and discreet placement • Insect screen (manual, cleanable, removable) 	<ul style="list-style-type: none"> • Anti-heat blind (solar) • Translucent and blackout blinds (solar/electric) 	

* Daylight area stated as per method in EAD 220062-00-0401 (CE marking). Numbers mentioned are for a size 100100.

** U-value, area and sound insulation is stated for fixed variants with either 2-layer dome (dome), Q variant 2-layer glazing unit (dome with glazing) and 2-layer glazing unit (flat glass and curved glass). U-values and areas are calculated for window size 1.2x1.2 m, with a kerb height of 300 mm, in accordance with method in EN 1873:2014+A1:2016.

*** Complies with EU legislative requirements for burglary resistance, class 2.



New generation

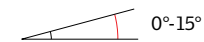
Curved glass rooflight

Solar, electric or fixed variants available

The VELUX glass rooflight with curved glass is a revolution in roof window design. The unique design with a slim frame and invisible sash provides maximum daylight and a beautiful glass-to-edge view from inside the home – even with a blind installed. In addition, the curved-shaped glass top allows rainwater to easily drain off the surface – even on 0° roof pitches.

- Maximum daylight area
- Excellent energy performance
- State-of-the-art design
- Excellent sound reduction
- Clear view and drainage

Roof pitch



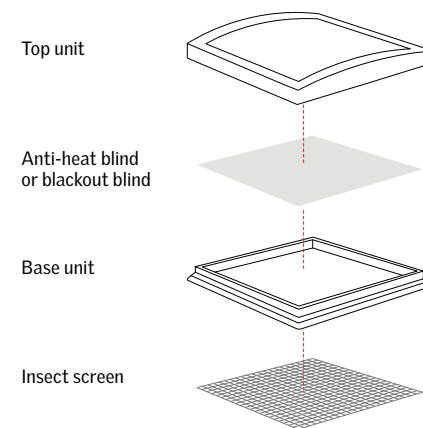
Details

- The premium choice for homeowners with 0-15° roof pitches
- Glass-to-edge curved glass top unit
- Unique window construction with a slim frame and invisible sash
- Available with double or triple glazing for excellent energy performance and sound reduction
- Laminated insulated glass unit for safety
- Burglary resistant*
- Comes in solar, electric and fixed variants
- Solar and electric variants deliver fresh air at the touch of a button and have an integrated rain sensor

* Complies with EU legislative requirements for burglary resistance, class 2

Blind options

- The blinds are discreetly placed in the base-unit construction, between the lower pane and outer glass, and do not compromise daylight, design or your views to the sky. See more about blinds options on page 146



Mounting of blinds is done most conveniently during the rooflight installation process

Intelligent home control

- Combine your VELUX solar or electrical products with our intelligent home control solutions for multiple product operation, scheduling and automation

[Read more on page 27](#)

Motor placement

- On all rectangular sizes, the motor is placed on the long side. Please, refer to the installation instructions for further details



Available sizes	060060	090060	080080	090090	100100	120090	120120	150080	150100	150120	150150	200060	200100
Hole in roof (wxh) cm	60x60	90x60	80x80	90x90	100x100	120x90	120x120	NEW 150x80	150x100	NEW 150x120	150x150	NEW 200x60	200x100
External frame size (wxh) cm	82x82	112x82	102x102	112x112	122x122	142x112	142x142	172x102	172x122	172x142	172x172	222x82	222x122
h													
w													
Window opening***													
U-VALUE**													
	Urc,ref300	Urc,ref300	Urc,ref300	Urc,ref300	Urc,ref300	Urc,ref300	Urc,ref300	Urc,ref300	Urc,ref300	Urc,ref300	Urc,ref300	Urc,ref300	Urc,ref300
	W/(m²K)	W/(m²K)	W/(m²K)	W/(m²K)	W/(m²K)	W/(m²K)	W/(m²K)	W/(m²K)	W/(m²K)	W/(m²K)	W/(m²K)	W/(m²K)	W/(m²K)
	Arc,ref300	Arc,ref300	Arc,ref300	Arc,ref300	Arc,ref300	Arc,ref300	Arc,ref300	Arc,ref300	Arc,ref300	Arc,ref300	Arc,ref300	Arc,ref300	Arc,ref300
	Area m²	Area m²	Area m²	Area m²	Area m²	Area m²	Area m²	Area m²	Area m²	Area m²	Area m²	Area m²	Area m²

Top unit		060060	090060	080080	090090	100100	120090	120120	150080	150100	150120	150150	200060	200100
ISU 1093	Curved glass top unit	529	584	631	701	778	810	1,012	942	1,027	1,207	1,401	1,066	1,471

Base unit		060060	090060	080080	090090	100100	120090	120120	150080	150100	150120	150150	200060	200100	
CVU 0320Q	Solar base unit, 2 layer glazing	0.65/4.4	1,096	1,136	1,170	1,221	1,278	1,301	1,403	1,335	1,421	1,512	1,654	1,421	1,688
CVU 0325Q	Solar base unit, 3 layer glazing	0.55/4.4	1,212	1,264	1,308	1,375	1,449	1,479	1,612	1,523	1,634	1,753	1,938	1,634	1,983
CVU 0220Q	Electric base unit, 2 layer glazing	0.65/4.4	1,009	1,049	1,083	1,134	1,191	1,214	1,316	1,248	1,334	1,425	1,567	1,334	1,601
CVU 0225Q	Electric base unit, 3 layer glazing	0.55/4.4	1,125	1,177	1,221	1,288	1,362	1,392	1,525	1,436	1,547	1,666	1,851	1,547	1,896
CFU 0020Q	Fixed base unit, 2 layer glazing	0.65/4.4	388	428	462	513	570	593	695	627	713	804	946	713	980
CFU 0025Q	Fixed base unit, 3 layer glazing	0.55/4.4	504	556	600	667	741	771	904	815	926	1,045	1,230	926	1,275

Installation accessories		060060	090060	080080	090090	100100	120090	120120	150080	150100	150120	150150	200060	200100
ZCU 0015	Extension kerb with flange 160 mm	245	259	262	273	282	284	321	296	335	352	414	338	403
ZZZ 210U	Securing kit for roofing material	51	54	55	57	59	59	67	59	70	59	87	59	84
LSF 2000	Lining*	302	324	331	346	360	367	389	371	403	403	432	414	450

* Lining for flat roof. This all-in-one solution includes PVC panels, vapour barrier and facings.

** Calculated for a reference size of 1.2x1.2 m and 300 mm upstand, in a 0° roof pitch.

*** On all rectangular sizes (electric and solar powered), the window opens on the long side.

New sizes available autumn 2023.

All prices in GBP (£)
Find all sizes and prices on velux.co.uk



News

New sizes available from autumn 2023



New generation

Flat glass rooflight

Solar, electric or fixed variants available

The VELUX flat glass rooflight will bring the magic of daylight into your home. The unique design with a slim frame and invisible sash provides maximum daylight and a beautiful design from inside the home – even with a blind installed.

- Maximum daylight area
- Excellent energy performance
- State-of-the art design
- Excellent sound reduction

Roof pitch



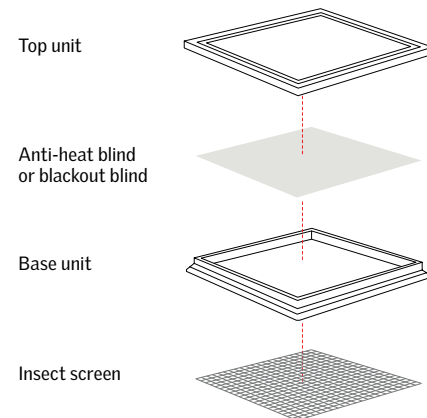
Details

- The elegant choice for roof pitches from 2-15°
- Glass-to-edge flat glass top unit
- Unique window construction with a slim frame and invisible sash
- Available with double or triple glazing for excellent energy performance and sound reduction
- Laminated insulated glass unit for safety
- Burglary resistant*
- Comes in solar, electric and fixed variants
- Solar and electric variants deliver fresh air at the touch of a button and have an integrated rain sensor

* Complies with EU legislative requirements for burglary resistance, class 2

Blind options

- The blinds are discreetly placed in the base-unit construction, between the lower pane and outer glass, and do not compromise daylight, design or your views to the sky. See more about blinds options on page 146



Mounting of blinds is done most conveniently during the rooflight installation process

Intelligent home control

- Combine your VELUX solar and electrical products with our intelligent home control solutions for multiple product operation, scheduling and automation

Read more on page 27

Motor placement

- On all rectangular sizes, the motor is placed on the long side. Please refer to the installation instructions for further details



Available sizes 060060 090060 080080 090090 100100 120090 120120 150080 150100 150120 150150 200060 200100

Hole in roof (wxh) cm	60x60	90x60	80x80	90x90	100x100	120x90	120x120	NEW 150x80	NEW 150x100	NEW 150x120	NEW 150x150	200x60	200x100
External frame size (wxh) cm	82x82	112x82	102x102	112x112	122x122	142x112	142x142	172x102	172x122	172x142	172x172	222x82	222x122

h	w	U-VALUE**	☑	☑	☑	☑	☑	☑	☑	☑	☑	☑	☑
Window opening***		Urc.ref300 W/(m²K)/ Arc.ref300 Area m²											



Top unit		060060	090060	080080	090090	100100	120090	120120	150080	150100	150120	150150	200060	200100
ISU 2093	Flat glass top unit	381	420	454	504	560	582	728	678	739	868	1,008	767	1,058

Base unit		060060	090060	080080	090090	100100	120090	120120	150080	150100	150120	150150	200060	200100	
CVU 0320Q	Solar base unit, 2 layer glazing	0.75/4.1	1,096	1,136	1,170	1,221	1,278	1,301	1,403	1,335	1,421	1,512	1,654	1,421	1,688
CVU 0325Q	Solar base unit, 3 layer glazing	0.60/4.1	1,212	1,264	1,308	1,375	1,449	1,479	1,612	1,523	1,634	1,753	1,938	1,634	1,983
CVU 0220Q	Electric base unit, 2 layer glazing	0.75/4.1	1,009	1,049	1,083	1,134	1,191	1,214	1,316	1,248	1,334	1,425	1,567	1,334	1,601
CVU 0225Q	Electric base unit, 3 layer glazing	0.60/4.1	1,125	1,177	1,221	1,288	1,362	1,392	1,525	1,436	1,547	1,666	1,851	1,547	1,896
CFU 0020Q	Fixed base unit, 2 layer glazing	0.75/4.1	388	428	462	513	570	593	695	627	713	804	946	713	980
CFU 0025Q	Fixed base unit, 3 layer glazing	0.60/4.1	504	556	600	667	741	771	904	815	926	1,045	1,230	926	1,275

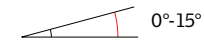
Installation accessories		060060	090060	080080	090090	100100	120090	120120	150080	150100	150120	150150	200060	200100
ZCU 0015	Extension kerb with flange 160 mm	245	259	262	273	282	284	321	296	335	352	414	338	403
ZZZ 210U	Securing kit for roofing material	51	54	55	57	59	59	67	59	70	59	87	59	84
LSF 2000	Lining*	302	324	331	346	360	367	389	371	403	403	432	414	450

* Lining for flat roof. This all-in-one solution includes PVC panels, vapour barrier and facings.
 ** Calculated for a reference size of 1.2x1.2 m and 300 mm upstand, in a 0° roof pitch.
 *** On all rectangular sizes (electric and solar powered), the window opens on the long side.
 New sizes available autumn 2023.

All prices in GBP (£)
 Find all sizes and prices on velux.co.uk



Roof pitch



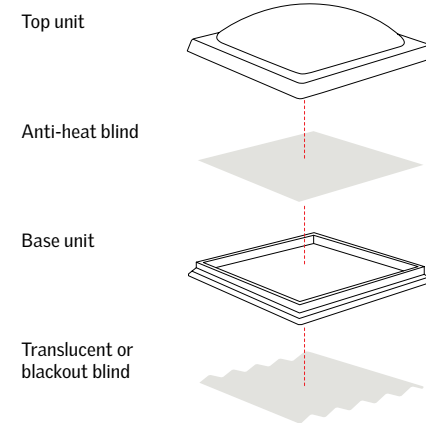
Details

- Opaque dome for optimal privacy or clear dome for daylight and view to the sky
- Base unit construction with insulating glass unit provides good thermal insulation
- Comes with double glazing
- Laminated insulated glass unit for safety
- Burglary resistant
- Comes in a fixed or electrically-vented variant
- Electrically-vented variant provides fresh air at the touch of a button and has an integrated rain sensor

* Complies with EU legislative requirements for burglary resistance, class 2

Blind options

- Considering blinds at the same time as the window is recommended. There are different blind options to choose from, both for heat protection and blackout purposes. See more about blinds options on page 148



Intelligent home control

- Combine your VELUX electric products with our intelligent home control solutions for multiple product operation, scheduling and automation

Read more on page 27

Dome with glazing

Fixed or electric option available

The VELUX dome with glazing is an advanced dome solution for installation in 0-15° roof pitches. It is an effective product for letting in daylight and fresh air, without compromising on energy efficiency and comfort with sun and heat protection products. The insulated base unit has an integrated 2-layer insulating glass unit and the polycarbonate top unit is available in a clear or opaque version.

- Good daylight area
- Good energy performance
- Classic design
- Good sound reduction



Available sizes	060060	060090	080080	090090	100100	090120	120120	100150	150150
Hole in roof (wxh) cm	60x60	60x90	80x80	90x90	100x100	90x120	120x120	100x150	150x150
External frame size (wxh) cm	78x78	78x108	98x98	108x108	118x118	108x138	138x138	118x168	168x168

Window opening***	U-VALUE**										
	W/m² K	Area	060060	060090	080080	090090	100100	090120	120120	100150	150150
h w			☑	☑	☑	☑	☑	☑	☑	☑	☑

Top unit		060060	060090	080080	090090	100100	090120	120120	100150	150150
ISD 0010	Clear polycarbonate dome	236	252	266	305	332	352	432	438	598
ISD 0110	Opaque polycarbonate dome	236	252	266	305	332	352	432	438	598

Base unit		060060	060090	080080	090090	100100	090120	120120	100150	150150		
CVP 0673QVA	Electrically vented burglary-resistant base	0.80	3.4	912	938	958	1,018	1,058	1,088	1,168	1,199	1,364
CFP 0073QV	Fixed, burglary-resistant base	0.80	3.4	356	382	402	462	502	532	612	643	808


Installation accessories		060060	060090	080080	090090	100100	090120	120120	100150	150150
ZCE 0015	Extension kerb with flange 160 mm	223	236	238	248	256	259	292	305	376
ZZZ 210	Securing kit for roofing material	51	54	55	57	59	59	67	70	87
BBX 0000C	Vapour barrier collar	30	32	33	34	35	35	39	41	48
LSF 2000	Lining*	302	324	331	346	360	367	389	403	432

* Lining for flat roof. This all-in-one solution includes PVC panels, vapour barrier and facings.

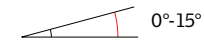
** Calculated for a reference size of 1.2x1.2 m and 300 mm upstand, in a 0° roof pitch.

*** On all rectangular sizes (electric base unit), the window opens on the short side.

All prices in GBP (£)
Find all sizes and prices on velux.co.uk



Roof pitch



Details

- Available with 2 and 3-layer opaque dome skins in polycarbonate
- Opaque surface provides diffused daylight, improving the light needed for working
- Choose between 15 and 30 cm base unit
- Comes in a fixed or electrically-vented variant

Replacement frame

- Replace your existing, third-party dome solution with the help of a replacement frame
- A quick and easy solution for replacement purposes
- No need to install a new base unit
- Fits all VELUX dome tops


ZCJ 0000



Replacement kit for ventilation

- Turn your fixed VELUX dome solution into electrically ventilated with this replacement kit for ventilation
- Combine with replacement frame to upgrade third-party domes to ventilated

ZCJ 1210



Dome

Fixed or vented options for uninhabited rooms or buildings

The VELUX dome is a traditional dome solution for uninhabited rooms or buildings, such as warehouses, garages, sheds, or smaller industrial buildings. It is available in a fixed or vented version, and with 2 or 3-layer dome skins. A motor and vented frame can be added to the fixed variant to add ventilation – even after installation. Available with fall through grid for added safety. No blinds are available for this product.

- Basic daylight area
- Basic energy performance

Motor placement

- On all rectangular sizes, the motor is placed on the long side. Please refer to the installation instructions for further details



Available sizes	060060	090060	080080	090090	100100	120090	120120	150100	150150	200100
Hole in roof (wxh) cm	60x60	90x60	80x80	90x90	100x100	120x90	120x120	150x100	150x150	200x100
External frame size (wxh) cm	90x90	120x90	110x110	120x120	130x130	150x120	150x150	180x130	180x180	230x130

h w Window opening***	U-VALUE*									
	W/m² K	Area m²	☑	☑	☑	☑	☑	☑	☑	☑


Top unit											
ISJ 0112	2-layer polycarbonate dome skin	154	196	208	293	302	335	423	532	689	652
ISJ 0113	3-layer polycarbonate dome skin	217	276	293	412	425	471	594	747	968	917

Base unit		2-layer 3-layer												
CVJ 0210	Electric base unit 15 cm	2.0	1.6	3.1	738	774	792	831	849	855	915	969	1,088	1,094
CVJ 1210	Electric base unit 30 cm	2.0	1.6	3.1	956	992	1,010	1,049	1,067	1,073	1,133	1,187	1,306	-
CFJ 0010	Fixed base unit 15 cm	2.2	1.7	2.6	188	224	242	281	299	305	365	419	538	544
CFJ 1010	Fixed base unit 30 cm	2.2	1.7	2.6	302	338	356	395	413	419	479	533	652	-

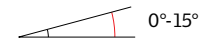
Installation accessories											
ZZZ 210J	Securing kit for roofing material	58	64	65	69	75	80	89	91	111	-
ZCJ 0000	Replacement frame	148	153	161	177	182	181	217	201	-	-
ZCJ 1210	Replacement kit for ventilation	460	-	481	508	517	-	574	-	-	-

* Calculated for a reference size of 1.2x1.2 m and 300 mm upstand, in a 0° roof pitch.
 *** On all rectangular sizes (electric base unit), the window opens on the long side.

All prices in GBP (£)
 Find all sizes and prices on velux.co.uk




Roof pitch



Details











- Note: this product is not compatible with VELUX flat roof blinds FMG, FMK and MSG



Roof exit


The manually-operated flat roof exit window opens extra wide to provide easy access to the roof. Fully compliant with all relevant EU legislative requirements, the VELUX flat roof exit is a double glazed roof window with a laminated inner pane that prevents glass from splintering in the event of breakage. It is available with an opaque or clear polycarbonate dome.

- Extra-large opening for easy access to the roof
- Improved comfort with low-energy double glazing
- Tilted interior frame increases daylight in the room
- Opening angle of approximately 60°
- Excellent insulating value and sound reduction

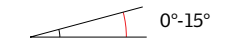
Available sizes	100100	090120	120120															
Hole in roof (wxh) cm	100x100	90x120	120x120															
External frame size (wxh) cm	118x118	108x138	138x138															
 Window opening**	<table border="1"> <thead> <tr> <th colspan="2">U-VALUE*</th> <th></th> <th></th> <th></th> </tr> <tr> <th>W/m² K</th> <th>Area</th> <th></th> <th></th> <th></th> </tr> </thead> <tbody> <tr> <td>0.86</td> <td>3.4</td> <td>1,014</td> <td>1,075</td> <td>1,237</td> </tr> </tbody> </table>			U-VALUE*					W/m² K	Area				0.86	3.4	1,014	1,075	1,237
U-VALUE*																		
W/m² K	Area																	
0.86	3.4	1,014	1,075	1,237														
Top Cover																		
ISD 0010	Clear polycarbonate dome	332	352	432														
ISD 0110	Opaque polycarbonate dome	332	352	432														
Base																		
CXP 0473Q	Manually operated flat roof window base*	0.86	3.4	1,014	1,075	1,237												
Accessories																		
ZCE 0015	Extension kerb with flange 160 mm	256	259	292														
ZZZ 210	Securing kit for roofing material	59	59	67														

* Calculated for a reference size of 1.2x1.2 m and 300 mm upstand, in a 0° roof pitch.
 ** On the rectangular size, the window opens on the short side.

All prices in GBP (£)
 Find all sizes and prices on velux.co.uk




Roof pitch



Details

- Compatible with VELUX flat roof blinds FSK and MSG. An approval by local fire authorities is needed before installation



Smoke ventilation

The smoke ventilation flat roof window automatically opens when smoke and fire are detected to release smoke and excess heat. It can also be opened for fresh air to improve the indoor climate. Its burglar-proof construction provides additional security while a laminated inner pane prevents glass from shattering if it breaks.

- Available for 1.13 m² (100x100 cm) or 1.48 m² (120x120 cm) of smoke-free geometric ventilation area
- Compliant with EU legislative requirements
- Automatically opens in case of fire
- Heavy-duty reliable scissor opening mechanism
- Low-energy double glazing with two energy coatings
- Tested and certified to EN ISO 12101-2



Available sizes	100100	120120
Hole in roof (wxh) cm	100x100	120x120
External frame size (wxh) cm	118x118	138x138
		U-VALUE*
		W/m² K Area  

Smoke Ventilation System

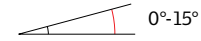
ISD 0010	Clear polycarbonate dome	332	432		
ISD 0110	Opaque polycarbonate dome	332	432		
Base					
CSP 1073Q	Flat roof smoke ventilation base unit	0.99	3.4	2,008	2,450
Specific smoke ventilation accessories					
KFC 210	Control unit for 1 CSP	-	732		
KFC 220	Control unit for 2 CSP	-	949		
KFA 100	Smoke detector	-	89		
KFK 100	Break-glass point	-	89		

* Calculated for a reference size of 1.2x1.2 m and 300 mm upstand, in a 0° roof pitch.

All prices in GBP (£)
 Find all sizes and prices on velux.co.uk



Roof pitch



Exterior finish options



Jet Black
RAL9005

Traffic Grey
RAL7043

Rooflight options

- Fixed up to 4 m²
- Opening up to 4 m²
- Walk-on up to 2 m²
- Round up to Ø 1350 mm
- Unlimited up to 4 m² per module

Details

- The elegant choice for roof pitches from 0-15° (with a recommendation for the rooflights to be installed at a minimum pitch of 5°)
- Glass-to-edge flat glass top unit
- Unique window construction with a slim frame and invisible sash
- Available with double or triple glazing for excellent energy performance and sound reduction
- Laminated insulated glass unit for safety
- Burglary resistance*
- Comes in a fixed or electrically-vented variant
- Electrically-vented variant provides fresh air at the touch of a button and a pre-installed rain sensor
- io-homecontrol compatible including VELUX remote controls and VELUX ACTIVE

* Complies with EU legislative requirements for burglary resistance, class 2.

Blinds

- Our Bespoke Roller blind provides both light dimming and privacy, making it the perfect choice for dining spaces, living rooms, home offices and playrooms
- Slim and aesthetic design
- App Control available
- Pre-installed: Option of pre-installing your preferred blind, prior to delivery

* Sizing restrictions apply.

Contact us

vario@velux.com
01592 778 246

Vario by VELUX

World class, bespoke flat rooflights

Design and build your rooflights just the way you want them with Vario by VELUX, the fully bespoke, made-to-measure rooflight range from the VELUX Group. Receive tailored support from our Daylight Experts and discover endless design variations using the Build Your Own configurator tool, available on the Vario website. The tool gives you a 3D illustration of your design and generates real-time prices.

- Bespoke designs for flat roofing projects
- Variety of shapes, colours and features
- Sizes up to 4 m² of clear internal glass
- Includes insulated wooden upstand (excl Round Rooflight)

For further information visit: vario.velux.com





Blinds and shutters

Heat protection products

Page 125

Anti-heat blackout shutter
Anti-heat blackout blind
Anti-heat blind

Roller blinds

Page 130

Translucent or blackout
Duo blackout
Nature collection
Replacement blackout blind
Colour by You
Children's collection

Pleated blinds

Page 140

Translucent or blackout energy

Venetian blinds

Page 144

Insect screen

Page 145

Blinds for flat roof windows

Page 146

Curved and flat glass roof lights – New generation
Dome with glazing



Block the heat on the outside of your roof windows with **VELUX Heat Protection** and keep your home cool on hot days and nights

Outdoor protection, indoor comfort

Our wide range of VELUX exterior anti-heat solutions effectively help you to protect your home from overheating so you can enjoy a comfortable indoor temperature, even on the hottest days or nights. Many products can be installed from the inside by yourself or an installer. Discover the blind or shutter that best meets the needs for your home.



Anti-heat blackout shutter

Heat protection, blackout and insulation

See more on page 125

	Heat protection	● ● ● ●
	Blackout	● ● ● ●
	Insulation	● ●
	Noise reduction	● ● ●
	Prevents burglary	● ● ●



Anti-heat blackout blind

Heat protection and blackout

See more on page 126

	Heat protection	● ● ●
	Blackout	● ● ●
	Insulation	●
	Noise reduction	● ● ●
	Prevents burglary	●





Anti-heat blind

Heat protection and transparency

See more on page 127

	Heat protection	● ● ●
	Blackout	
	Insulation	
	Noise reduction	● ● ●
	Prevents burglary	



0000

Indoor climate

- Heat protection, blackout and insulation

	Heat protection	● ● ● ●
	Blackout	● ● ● ●
	Insulation	● ●
	Noise reduction	● ● ●
	Prevents burglary	● ● ●

Intelligent home control

- Combine your VELUX solar and electrical products with our intelligent home control solutions for multiple product operation, scheduling and automation

Read more on page 27.

Anti-heat blackout shutter

Take full control of your indoor comfort with the superior heat protection and blackout offered by VELUX anti-heat blackout shutters. The ideal choice for complete, year-round protection. The sturdy exterior offers the very best outdoor protection.



- Total blackout
- Effective winter insulation
- Rain noise reduction
- Effective protection of roof window from break-ins
- Available in solar or electric operation with remote control
- Can be combined with a decorative interior blind and an insect screen

- All-in-one protection
- Best heat protection and sun screening

Most sold window sizes	CK01 C01	CK02 C02	CK04 C04	CK06 C06	MK04 M04	FK06 F06	5	MK06 M06	MK08 M08	UK04 U04	PK08 P08	SK06 S06	PK04 P04	PK10 P10	UK08 U08	
Sizes (w×h) cm	55×70	55×78	55×98	55×118	78×98	66×118	70×118	78×118	78×140	134×98	94×140	114×118	94×98	94×160	134×140	
	Solar SSL	504	504	539	556	573	579	579	602	636	694	688	699	619	722	808
	Electric SML	379	379	405	418	431	435	435	453	478	522	517	526	465	543	608
	Electric SMH*	-	-	-	-	-	609	-	634	670	-	724	736	-	-	-
					FFK06	FFK08	FMK06	FMK08	FPK06	FPK08	MMK06	MMK08	FFKF06	FFKF08		
Window size					127×118	127×140	139×118	139×140	155×118	155×140	151×118	151×140	188×118	188×140		
	Solar SSLS for 2in1 and 3in1				1,218	1,268	1,211	1,270	1,262	1,322	1,236	1,306	1,827	1,902		

* SMH is designed for VELUX electric top-hung roof windows. KUX 110 control system is needed if you install a SML to a manually operated VELUX roof window. 2in1 sizes available March 2023.

All prices in GBP (£) Find all sizes and prices on velux.co.uk



0000

Indoor climate

- Heat protection and blackout

Heat protection	● ● ●
Blackout	● ● ●
Insulation	●
Noise reduction	● ● ●
Prevents burglary	●

Intelligent home control

- Combine your VELUX solar and electrical products with our intelligent home control solutions for multiple product operation, scheduling and automation

Read more on page 27.

Anti-heat blackout blind

Beat the heat with this effective combination. VELUX anti-heat blackout blinds block heat and light and are ideal for those who want to keep comfortable indoors on hot days and sleep better on warm nights.

- Effective combination
- Great heat protection

- Blocks out light
- Rain noise reduction
- Tough, durable polyester fabric
- Available in solar-powered version with remote control
- Install from inside with or without professional help
- Can be combined with a decorative interior blind and an insect screen

Most sold window sizes	CK01 C01	CK02 C02	CK04 C04	CK06 C06	MK04 M04	FK06 F06	5	MK06 M06	MK08 M08	UK04 U04	PK08 P08	SK06 S06	PK04 P04	PK10 P10	UK08 U08
Sizes (w×h) cm	55×70	55×78	55×98	55×118	78×98	66×118	70×118	78×118	78×140	134×98	94×140	114×118	94×98	94×160	134×140
Solar SSS	360	360	385	397	409	414	-	430	454	495	491	500	442	516	577

Window size	FFK06	FFK08	FMK06	FMK08	FPK06	FPK08	MMK06	MMK08	FFKF06	FFKF08
Window size	127×118	127×140	139×118	139×140	155×118	155×140	151×118	151×140	188×118	188×140
Solar SSSS for 2in1 and 3in1	828	860	844	884	881	921	860	908	1,242	1,290

For old VELUX roof window generations (VES), a Z0Z 238 installation kit set is needed.
For VELUX electric GPU roof windows, a Z0Z 229S kit is needed.
For VELUX solar GGL/GGU in widths B---, C--- & F---, a Z0Z 246 kit is needed.
2in1 sizes available March 2023.

All prices in GBP (£)
Find all sizes and prices on velux.co.uk



5060

Indoor climate

- Heat protection and transparency

Heat protection	● ● ●
Blackout	
Insulation	
Noise reduction	● ● ●
Prevents burglary	

Intelligent home control

- Combine your VELUX solar and electrical products with our intelligent home control solutions for multiple product operation, scheduling and automation

Read more on page 27.

Anti-heat blind

Keep your indoors cool and comfortable all day with VELUX anti-heat blinds that block incoming heat before it hits your VELUX roof windows. The ideal choice for home offices or living rooms where you want cooler temperatures and reduce glare on sunny days.

- Effective heat reduction
- Transparent fabric – lets in light and retains the view to the outside
- Rain noise reduction
- Available in solar and electric operation with app and remote control
- Easy installation from inside
- Can be combined with a decorative interior blind and an insect screen

Most sold window sizes	CK01 C01	CK02 C02	CK04 C04	CK06 C06	MK04 M04	FK06 F06	5	MK06 M06	MK08 M08	UK04 U04	PK08 P08	SK06 S06	PK04 P04	PK10 P10	UK08 U08
Sizes (w×h) cm	55×70	55×78	55×98	55×118	78×98	66×118	70×118	78×118	78×140	134×98	94×140	114×118	94×98	94×160	134×140
Solar MSL	318	318	340	352	362	366	-	380	402	438	434	442	392	456	510
Electric MML	284	284	304	314	324	326	-	340	358	392	388	394	350	408	456
Manual MHL	52	52	52	52	64	60	66	64	64	90	74	84	74	74	90

Window size	FFK06	FFK08	FMK06	FMK08	FPK06	FPK08	MMK06	MMK08	FFKF06	FFKF08
Window size	127×118	127×140	139×118	139×140	155×118	155×140	151×118	151×140	188×118	188×140
Solar MSLS for 2in1 and 3in1	732	760	746	782	778	814	760	804	1,098	1,140

For old VELUX roof window generations (VES), a Z0Z 238 installation kit set is needed.
For VELUX electric GPU roof windows, a Z0Z 229S kit is needed.
MSL installed on VELUX solar GGL/GGU in widths B---, C--- & F---, a Z0Z 246 kit is needed.
2in1 sizes available March 2023.

All prices in GBP (£)
Find all sizes and prices on velux.co.uk

Combine more products for optimal comfort


Pair your interior blinds with exterior blinds or shutters for heat protection

Buy your interior blind and anti-heat blind together and save 10%*




Heat protection plus blackout

Anti-heat blind + Blackout roller blind



Heat protection plus blackout and insulation

Anti-heat blind + Blackout energy pleated blind



Heat protection plus light dimming

Anti-heat blind + Translucent roller blind

*Only available on Standard (not Trend) colours. No promotional code required. Discount will be applied automatically.



Choose an exterior product for heat protection

See more on page 125



Pick your interior blind for light control

See more from page 130



Add an interior insect screen for further comfort

See more on page 145

Blinds and shutters




Colour options

Standard colours




1086 9050 4161 1028

Trend colours



4163 4162 4069 4164



4165 4166 4168 4167



4171 4169 4170 4155

Installation

- Quick and easy installation with patented mounting brackets

Intelligent home control

- Combine your VELUX solar and electrical products with our intelligent home control solutions for multiple product operation, scheduling and automation

[Read more on page 27.](#)

Certifications

- Standard 100 by OEKO-TEX® (1076-184 DTI) – contains no harmful substances
- STeP by OEKO-TEX® – sustainable textile production

Translucent roller blind

VELUX translucent roller blind provides basic privacy whilst still allowing in natural light. Perfect for living rooms, offices and playrooms.

- Softens incoming light and provides privacy
- Available with white or brushed aluminium side rails
- Available in solar, electric, or manual operation
- Combine with an exterior anti-heat blind or shutter for effective heat protection. Read more on page 125

Most sold window sizes		CK01 C01	CK02 C02	CK04 C04	CK06 C06	MK04 M04	FK06 F06	5	MK06 M06	MK08 M08	UK04 U04	PK08 P08	SK06 S06	PK04 P04	PK10 P10	UK08 U08
Sizes (w×h) cm		55×70	55×78	55×98	55×118	78×98	66×118	70×118	78×118	78×140	134×98	94×140	114×118	94×98	94×160	134×140
Solar RSL	Standard	156	156	162	170	172	174	174	178	184	204	196	200	184	204	220
	Trend	168	168	174	182	184	186	186	190	196	216	208	212	196	216	232
Electric RML	Standard	148	148	154	162	164	166	166	170	176	196	188	192	176	196	212
	Trend	160	160	166	174	176	178	178	182	188	208	200	204	188	208	224
Manual RFL	Standard	68	68	74	82	84	86	86	90	96	116	108	112	96	116	132
	Trend	80	80	86	94	96	98	98	102	108	128	120	124	108	128	144

KUX 110 control system is needed if you install a RML to a manually operated VELUX roof window. To order the blind with white side channels, simply add WL to the end of your product code.

All prices in GBP (£)
Find all sizes and prices on velux.co.uk




Blinds and shutters




Colour options

Standard colours



Trend colours



Blackout roller blind

The VELUX blackout roller blind offers blackout for darkness anytime. Ideal for bedrooms to ensure a good night's sleep or daytime nap.

- Fabric offers complete blackout
- Available with white or brushed aluminium side rails
- Available in solar, electric or manual operation
- Combine with an exterior anti-heat blind or shutter for effective heat protection. Read more on page 125

Installation

- Quick and easy installation with patented mounting brackets

Intelligent home control

- Combine your VELUX solar and electrical products with our intelligent home control solutions for multiple product operation, scheduling and automation

Read more on page 27.


Certifications

- Standard 100 by OEKO-TEX® (1076-184 DTI) – contains no harmful substances
- STeP by OEKO-TEX® – sustainable textile production

Most sold window sizes		CK01 C01	CK02 C02	CK04 C04	CK06 C06	MK04 M04	FK06 F06	5	MK06 M06	MK08 M08	UK04 U04	PK08 P08	SK06 S06	PK04 P04	PK10 P10	UK08 U08
Sizes (w×h) cm		55×70	55×78	55×98	55×118	78×98	66×118	70×118	78×118	78×140	134×98	94×140	114×118	94×98	94×160	134×140
Solar DSL	Standard	156	156	162	170	172	174	174	178	184	204	196	200	184	204	220
	Trend	168	168	174	182	184	186	186	190	196	216	208	212	196	216	232
Electric DML	Standard	148	148	154	162	164	166	166	170	176	196	188	192	176	196	212
	Trend	160	160	166	174	176	178	178	182	188	208	200	204	188	208	224
Manual DKL	Standard	68	68	74	82	84	86	86	90	96	116	108	112	96	116	132
	Trend	80	80	86	94	96	98	98	102	108	128	120	124	108	128	144


KUX 110 control system is needed if you install a DML to a manually operated VELUX roof window. To order the blind with white side channels, simply add WL to the end of your product code.

All prices in GBP (£)
Find all sizes and prices on velux.co.uk



Colour options

Standard colours



Trend colours



Duo blackout roller blind

A blackout roller blind and translucent pleated blind in one. It offers the best of both worlds – blackout at night and softly diffused light during the day.

- Choose any colour blackout roller blind combined with white pleated blind (1016)
- Available with white or brushed aluminium side rails
- Available with manual operation
- Combine with an insect screen to prevent insects from interrupting your sleep. Read more on page 145



Always combined with white translucent pleated blind (1016)

Installation

- Quick and easy installation with patented mounting brackets.

Certifications


- Standard 100 by OEKO-TEX® (1076-184 DTI) – contains no harmful substances
- STeP by OEKO-TEX® – sustainable textile production

Most sold window sizes		CK01 C01	CK02 C02	CK04 C04	CK06 C06	MK04 M04	FK06 F06	5	MK06 M06	MK08 M08	UK04 U04	PK08 P08	SK06 S06	PK04 P04	PK10 P10	UK08 U08
Sizes (w×h) cm		55×70	55×78	55×98	55×118	78×98	66×118	70×118	78×118	78×140	134×98	94×140	114×118	94×98	94×160	134×140
Manual DFD	Standard	90	90	96	106	110	112	112	118	126	150	140	146	124	150	172
	Trend	102	102	108	118	122	124	124	130	138	162	152	158	136	162	184


To order the blind with white side channels, simply add WL to the end of your product code.

All prices in GBP (£)
Find all sizes and prices on velux.co.uk

News
CO₂ reduced with recycled materials



Translucent roller blind RFY




Blackout roller blind DKY

Colour options

Blackout roller blind DKY



Translucent roller blind RFY



Nature Collection

For design and environmentally conscious consumers, our new Nature Collection blinds come in a range of colours that allow you to bring the peace and tranquillity of nature directly into your home. Primarily made from recycled materials, which halves their carbon footprint compared with other collections, they are the natural choice for getting the most out of your VELUX roof windows.

- Blackout roller blind DKY**
- Blackout – fabric offers complete blackout

- Translucent roller blind RFY**
- Softens incoming light and provides privacy

- Blackout roller blind DKY and Translucent roller blind RFY**
- Available with white or brushed aluminium side rails
 - Available with manual operation
 - Combine with an exterior shutter or anti-heat blind for effective heat protection. Read more on page 125

Installation

- Quick and easy installation with patented mounting brackets


Certifications

- Standard 100 by OEKO-TEX® (1076-184 DTI) – contains no harmful substances
- STeP by OEKO-TEX® – sustainable textile production

Most sold window sizes	CK02 C02	CK04 C04	CK06 C06	FK06 F06	MK04 M04	MK06 M06	MK08 M08	PK08 P08	PK10 P10	SK06 S06	SK08 S08	UK04 U04	UK08 U08
Sizes (w×h) cm	55×78	55×98	55×118	66×118	78×98	78×118	78×140	94×140	94×160	114×118	114×140	134×98	134×140
Manual operation	DKY 80	86	94	98	96	102	108	120	128	124	130	128	144
	RFY 80	86	94	98	96	102	108	120	128	124	130	128	144


To order the blind with white side channels, simply add WL to the end of your product code. Available March 2023.

All prices in GBP (£)
Find all sizes and prices on velux.co.uk



Colour options

Standard colours



Installation

- Quick and easy installation with patented mounting brackets

Basic blackout blind

The VELUX basic blackout blind is the perfect solution for roof windows manufactured before 2014. Ideal if you simply want to replace your old blind with a cost effective solution.

- Blackout effect
- Stepless positioning
- Only available for VELUX roof windows manufactured before 2014
- Available in 4 colours and comes with a 2-year guarantee

Most sold window sizes		C02	C04	M04	F06	M06	M08	U04	P08	S06	U08
Sizes (w×h) cm		55×78	55×98	78×98	66×118	78×118	78×140	134×98	94×140	114×118	134×140
Manual operation	DBL	48	52	58	60	64	68	82	76	78	92

All prices in GBP (£)
Find all sizes and prices on velux.co.uk



Colour by You

The Colour by You collection lets you customise your roller blinds. Choose from thousands of colours to create the look that you've been dreaming of. Get inspired by trying the colour selection tool at veluxblindsdirect.co.uk and start customising your blinds today.

- Available in translucent, blackout and duo blackout roller blinds
- Available with white or brushed aluminium side rails
- Available in solar, electric or manual operation
- Combine with an exterior anti-heat blind or shutter for effective heat protection. Read more on page 125

Most sold window sizes		CK01 C01	CK02 C02	CK04 C04	CK06 C06	MK04 M04	FK06 F06	MK06 M06	MK08 M08	UK04 U04	PK08 P08	SK06 S06	PK04 P04	PK10 P10	UK08 U08
Sizes (w×h) cm		55×70	55×78	55×98	55×118	78×98	66×118	78×118	78×140	134×98	94×140	114×118	94×98	94×160	134×140
Solar	RSL	168	168	174	182	184	186	190	196	216	208	212	196	216	232
	DSL	168	168	174	182	184	186	190	196	216	208	212	196	216	232
Electric	RML	160	160	166	174	176	178	182	188	208	200	204	188	208	224
	DML	160	160	166	174	176	178	182	188	208	200	204	188	208	224
Manual operation	RFL	80	80	86	94	96	98	102	108	128	120	124	108	128	144
	DKL	80	80	86	94	96	98	102	108	128	120	124	108	128	144
	DFD	102	102	108	118	122	124	130	138	162	152	158	136	162	184

To order the blind with white side channels, simply add WL to the end of your product code.

All prices in GBP (£)
Find all sizes and prices on velux.co.uk



Mobile
4665

Hot air balloons
4666



Kites
4667

Universe
4653



Racing cars
4654

Roads
4655



Pink stars
4659

Blue sky
4660



Green stars
4661

Children's collection

The greatest adventures start with a good night's sleep. Blackout roller blinds and duo blackout roller blinds are available in inspirational and cheerful designs perfect for kids' rooms.

Blackout roller blind (DKL)

- Fabric offers complete blackout
- Available with white or brushed aluminium side rails
- Available with manual operation

Duo blackout roller blind (DFD)

- Two ways to control light in one solution – blackout the room or soften incoming light
- Available with white or brushed aluminium side rails
- Choose any Children's collection blackout roller blind combined with white pleated blind (1016)
- Available with manual operation

Installation

- Quick and easy installation with patented mounting brackets

Certifications

- Standard 100 by OEKO-TEX® (1076-184 DTI) – contains no harmful substances
- STeP by OEKO-TEX® – sustainable textile production

Most sold window sizes	CK01 C01	CK02 C02	CK04 C04	CK06 C06	MK04 M04	FK06 F06	MK06 M06	MK08 M08	UK04 U04	PK08 P08	SK06 S06	PK04 P04	PK10 P10	UK08 U08	
Sizes (w×h) cm	55×70	55×78	55×98	55×118	78×98	66×118	78×118	78×140	134×98	94×140	114×118	94×98	94×160	134×140	
Manual DKL or DFD	Blackout	80	80	86	94	96	98	102	108	128	120	124	108	128	144
	Duo Blackout	102	102	108	118	122	124	130	138	162	152	158	136	162	184


To order the blind with white side channels, simply add WL to the end of your product code.

All prices in GBP (£)
Find all sizes and prices on velux.co.uk



Colour options

Standard colours




1016 1274 1259 1282


Trend colours



1276 1277 1278 1279



1280 1281 1256 1275



1283 1284 1285 1286

Translucent pleated blind

Decorative blinds that are an elegant way to provide privacy whilst diffusing soft natural light into your room.

- Dual control bars allow you to adjust the blind from both the top and the bottom of the roof window, letting in exactly the right amount of light (manual version only)
- Available with white or brushed aluminium side rails
- Available in solar, electric or manual operation
- Combine with an exterior anti-heat blind or shutter for effective heat protection. Read more on page 125

Installation

- Quick and easy installation with patented mounting brackets

Intelligent home control

- Combine your VELUX solar and electrical products with our intelligent home control solutions for multiple product operation, scheduling and automation

Read more on page 27.

Certifications

- Standard 100 by OEKO-TEX® (1076-184 DTI) – contains no harmful substances
- STeP by OEKO-TEX® – sustainable textile production


Most sold window sizes		CK01 C01	CK02 C02	CK04 C04	CK06 C06	MK04 M04	FK06 F06	5	MK06 M06	MK08 M08	UK04 U04	PK08 P08	SK06 S06	PK04 P04	PK10 P10	UK08 U08
Sizes (w×h) cm		55×70	55×78	55×98	55×118	78×98	66×118	70×118	78×118	78×140	134×98	94×140	114×118	94×98	94×160	134×140
	Standard	168	168	174	182	184	188	188	192	200	222	212	218	198	220	240
	Trend	180	180	186	194	196	200	200	204	212	234	224	230	210	232	252
	Standard	160	160	166	174	176	180	180	184	192	214	204	210	190	212	232
	Trend	172	172	178	186	188	192	192	196	204	226	216	222	202	224	244
	Standard	80	80	86	94	96	100	100	104	112	134	124	130	110	132	152
	Trend	92	92	98	106	108	112	112	116	124	146	136	142	122	144	164

KUX 110 control system is needed if you install a FML to a manually operated VELUX roof window. To order the blind with white side channels, simply add WL to the end of your product code.

All prices in GBP (£)
Find all sizes and prices on velux.co.uk




Blinds and shutters



Colour options

Standard colours



Trend colours



Blackout energy pleated blind

The unique design of these blinds provides up to 25% insulation all year round. Perfect for bedrooms that need blackout at night and extra insulation.

- Insulated for increased comfort
- Available with white or brushed aluminium side rails
- Available in solar, electric or manual operation
- Combine with an insect screen to prevent insects from interrupting your sleep. Read more on page 145

Installation

- Quick and easy installation with patented mounting brackets

Intelligent home control

- Combine your VELUX solar and electrical products with our intelligent home control solutions for multiple product operation, scheduling and automation

Read more on page 27.

Certifications

- Standard 100 by OEKO-TEX® (1076-184 DTI) – contains no harmful substances
- STeP by OEKO-TEX® – sustainable textile production

Most sold window sizes		CK01 C01	CK02 C02	CK04 C04	CK06 C06	MK04 M04	FK06 F06	5	MK06 M06	MK08 M08	UK04 U04	PK08 P08	SK06 S06	PK04 P04	PK10 P10	UK08 U08
Sizes (w×h) cm		55×70	55×78	55×98	55×118	78×98	66×118	70×118	78×118	78×140	134×98	94×140	114×118	94×98	94×160	134×140
Solar FSC	Standard	178	178	184	194	198	200	200	206	214	238	228	234	212	238	260
	Trend	190	190	196	206	210	212	212	218	226	250	240	246	224	250	272
Electric FMC	Standard	170	170	176	186	190	192	192	198	206	230	220	226	204	230	252
	Trend	182	182	188	198	202	204	204	210	218	242	232	238	216	242	264
Manual FHC	Standard	90	90	96	106	110	112	112	118	126	150	140	146	124	150	172
	Trend	102	102	108	118	122	124	124	130	138	162	152	158	136	162	184

KUX 110 control system is needed if you install a FMC to a manually operated VELUX roof window. To order the blind with white side channels, simply add WL to the end of your product code.

All prices in GBP (£) Find all sizes and prices on velux.co.uk



Colour options

Standard colour



7001

Trend colours



7057



7062



7063



7064



7065

Installation

- Quick and easy installation with patented mounting brackets

Details

- Unique and discreet tilt mechanism makes it very easy to tilt the slats

Venetian blind

The classic solution for light dimming and privacy. Perfect for bathrooms and kitchens.

- Moisture resistant
- Easy to clean
- Preserves your view while providing privacy
- Cordless operation
- Available with white or brushed aluminium side rails
- Available with manual operation
- Control the amount and direction of incoming light and shadows

Most sold window sizes	CK01 C01	CK02 C02	CK04 C04	CK06 C06	MK04 M04	FK06 F06	5	MK06 M06	MK08 M08	UK04 U04	PK08 P08	SK06 S06	PK04 P04	PK10 P10	UK08 U08	
Sizes (w×h) cm	55×70	55×78	55×98	55×118	78×98	66×118	70×118	78×118	78×140	134×98	94×140	114×118	94×98	94×160	134×140	
	Standard	90	90	96	106	110	112	112	118	126	150	140	146	124	150	172
	Trend	102	102	108	118	122	124	124	130	138	162	152	158	136	162	184

To order the blind with white side channels, simply add WL to the end of your product code.


All prices in GBP (£)
Find all sizes and prices on velux.co.uk



Insect screen

Enjoy fresh air without unwanted visitors. The screen is simple to operate, and can be combined with any other VELUX interior or exterior blind. It has transparent net fabric and stows neatly away in the slim top casing when not in use.

- 100% insect-proof material
- Transparent net fabric does not obstruct your view
- Durable, wind-resistant fabric for long-lasting performance
- Standard 100 by OEKO-TEX® (1076-184 DTI) - contains no harmful substances
- STeP by OEKO-TEX® - sustainable textile production



Determine the correct size

- Measure the inner wall width (A) and height (B) to find the size code and price of your insect screen in the table below
- If you have two heights (B) or heights above 2400 mm – two insect screens and one connector set ZOZ 157 SWL are needed
- **IMPORTANT:** Insect screen size codes may differ from window size code, please measure (A) and (B) and find correct size code in the table below before ordering

Installation

- Quick and easy installation

	0-438 mm	439-530 mm	531-640 mm	641-760 mm	761-922 mm	923-1120 mm	1121-1285 mm
	ZIL BK04	ZIL CK02	ZIL FK08	ZIL MK06	ZIL PK25	ZIL SK06	ZIL UK04
0-1600 mm	103	96	127	127	155	158	162
1601-2000 mm	SPECIAL ORDER	ZIL CK06	ZIL FK08	ZIL MK06	ZIL PK06	ZIL SK06	ZIL UK10
	-	114	127	127	139	158	195
2001-2400 mm	SPECIAL ORDER	SPECIAL ORDER	ZIL FK08	ZIL MK10	ZIL PK10	ZIL SK10	ZIL UK10
	-	-	127	152	161	183	195

All prices in GBP (£)
Find all sizes and prices on velux.co.uk




Anti-heat blind (MSU)




5070




Blackout blind (DSU)



4550



Insect screen (ZIU)



0000

New generation

For curved and flat glass rooflights

Anti-heat blind

The anti-heat blind provides light dimming and heat protection to maintain a cool and comfortable room. The blind is discreetly placed inside the rooflight, and is easily installed from the roof when installing the rooflight.

- Reduces overheating
- Semi-transparent fabric for light control and sky view
- Solar blind with remote control
- Not compatible with blackout blind

Blackout blind

VELUX blackout blind for glass rooflights blocks outside light for total darkness, anytime and is perfect for bedrooms. It is discreetly placed inside the rooflight and easily installed from the roof when installing the rooflight.

- Perfect sleep – day or night
- 99.9% blackout
- Great for bedrooms and media rooms
- Solar blind with remote control
- Not compatible with anti-heat blind

Insect screen

VELUX insect screen for glass rooflights lets you enjoy fresh air with a view to the sky without any insects. It comes in a contemporary white design, is easy to install and simple to remove for cleaning.

- Fresh air and 100% insect-proof
- Durable, transparent net fabric does not obstruct your view
- Can be combined with an anti-heat blind or a blackout blind
- Standard 100 by OEKO-TEX® (1076-184 DTI) - contains no harmful substances
- STeP by OEKO-TEX® - sustainable textile production



News
New sizes available from autumn 2023

Blinds are placed inside the rooflight and mounting is therefore most convenient during the installation process.

		060060	080080	090060	090090	100100	120090	120120	150080	150100	150120	150150	200060	200100
Window size		60x60	80x80	90x60	90x90	100x100	120x90	120x120	NEW 150x80	NEW 150x100	NEW 150x120	150x150	200x60	200x100
	Solar MSU Anti-heat blind	302	315	308	321	328	344	358	338	361	374	410	367	430
	Solar DSU Blackout blind	302	315	308	321	328	344	358	338	361	374	410	367	430
	Manual insect screen ZIU	69	72	71	74	75	79	82	78	83	86	94	84	99

Solar MSU and DSU can be combined with our intelligent home control solutions for multiple product operation, scheduling and automation. Read more about these solutions on page 27. New sizes available autumn 2023.

All prices in GBP (£)
Find all sizes and prices on velux.co.uk



Anti-heat blind



6090


Translucent pleated blind



1016

1259

Blackout energy pleated blind



1045

1047



For dome with glazing*

Anti-heat blind

VELUX anti-heat blind provides light dimming and heat protection so your indoor temperature stays cool and comfortable. This makes it perfect for living rooms with activity during the day. It is easy to install from the inside.

- Reduces solar heating
- Semi-transparent fabric lets in natural light
- Available in solar operation with app and remote control

Translucent pleated blind

VELUX pleated blind for flat roof windows provides soft daylight control in a decorative folding design. It is the perfect choice for living rooms with activity during the day.

- Softly diffuses incoming natural light
- Available in electric operation with app and remote control
- OEKO-TEX® Standard 100 certified (1076-184 DTI) – contains no harmful substances
- STeP by OEKO-TEX® - sustainable textile production

Blackout energy pleated blind

VELUX blackout energy pleated blind for flat roof windows darkens the room and protects against cold. This makes it the ideal choice for bedrooms and living rooms.

- Light dimming and insulating effect
- Available in solar or electric operation with app and remote control
- OEKO-TEX® Standard 100 certified (1076-184 DTI) – contains no harmful substances
- STeP by OEKO-TEX® - sustainable textile production



External frame sizes (w×h) cm	060060 060090 080080 090090 100100 090120 120120 100150 150150									
	60×60	60×90	80×80	90×90	100×100	90×120	120×120	100×150	150×150	
Solar MSG	Anti-heat blind	285	291	297	304	307	316	322	328	-
Solar FSK	Blackout energy pleated blind	281	287	293	299	302	311	318	324	381
Electric FMG	Translucent pleated blind	254	259	265	270	273	281	287	292	-
Electric FMK	Blackout energy pleated blind	262	267	273	279	281	290	295	301	355

Solar MSG is not compatible with ISD 2093.
Solar MSG and FSK and electric FMG and FMK can be combined with our intelligent home control solutions for multiple product operation, scheduling and automation. Read more about these solutions on page 27.

All prices in GBP (£)
Find all sizes and prices on velux.co.uk



Installing your genuine VELUX blinds is easier than you think

Install your genuine VELUX blinds in 15 minutes

Installing VELUX blinds requires no measuring, trimming, cutting or extra tools. They are made for a perfect fit, and everything you need is included in the package.

No need to cut or trim – just click on

Your VELUX windows have pre-installed brackets for your blinds. Simply click on the original VELUX blind and add the tailored side rails.

No need to measure

You can find your roof window's type and size on the window frame – see how on page 167. Then you can be sure that your new blind fits your roof window perfectly without having to take any measurements.

Easily replace your old blinds

It is straightforward to replace old blinds with new ones from VELUX. Everything needed is included in the package.





Sun tunnels

Sun tunnels

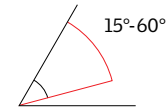
For sloped roofs

For flat roofs

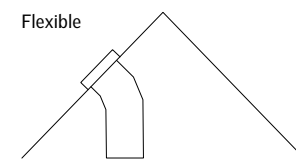
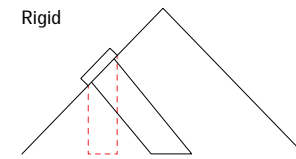
Page 154



Roof pitch



Tunnel options



Light diffuser Edge Glow

- Our Edge Glow light diffuser spreads the light from the sun tunnel throughout the room

See image on page 155.



Sun tunnel, sloped roof

Rigid and flexible tunnel options available

Add natural light to spaces where you never felt it was possible with VELUX sun tunnels. Perfect for windowless bathrooms, walk-in wardrobes and hallways.

Use rigid sun tunnels when there is direct access between the roof and the ceiling of the room. Flexible sun tunnels should be used when there is an object, such as a beam, restricting access.

Rigid sun tunnels

- Recommended for maximum daylight, due to the super high reflective coating
- Up to 98% daylight reflectivity for optimal natural light conditions
- Elegant, maintenance-free exterior glass module
- Recommended tunnel length 0.9-6 m
- 1.7 m tunnel supplied (ZTR extensions are available)
- Available in 25 cm and 35 cm diameters

Flexible sun tunnels

- Flexible fibreglass tunnel, with reflective inner coating
- Elegant maintenance-free exterior glass module
- Recommended tunnel length is 1.5 m
- 2 m tunnel supplied
- Available in 35 cm diameter

Tunnel Diameter	10"/25 cm	14"/35 cm
External frame size (w×h) cm	37×37	46×46
		

Rigid sun tunnels

TWR 0K10 2010	25 cm diameter rigid tunnel for tiles up to 120 mm in profile.	361	-
TLR 0K10 2010	25 cm diameter rigid tunnel for slate up to 8 mm thick.	361	-
TWR 0K14 2010	35 cm diameter rigid tunnel for tiles up to 120 mm in profile.	-	415
TLR 0K14 2010	35 cm diameter rigid tunnel for slate up to 8 mm thick.	-	415


Flexible Sun Tunnels

TWF 0K14 2010	35 cm diameter flexible tunnel for tiles up to 120 mm in profile.	-	360
TLF 0K14 2010	35 cm diameter flexible tunnel for slate up to 8 mm thick.	-	360

Accessories

ZTR 0K10 0062	600 mm extension section for 25 cm rigid diameter sun tunnel.	77	-
ZTR 0K14 0062	600 mm extension section for 35 cm rigid diameter sun tunnel.	-	77
ZTR 0K14 0124	1,200 mm extension section for 35 cm rigid diameter sun tunnel.	-	148
ZTL 014	Low-energy light kit for 25 cm and 35 cm, fits inside tunnel, requires mains connection. Bulb supplied.	-	92

All prices in GBP (£)
Find all sizes and prices on velux.co.uk

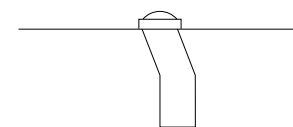


Roof pitch



Tunnel options

Flexible



Light diffuser Edge Glow

- Our Edge Glow light diffuser spreads the light from the sun tunnel throughout the room

See image on page 157.

Sun tunnel, flat roof

Flexible tunnel

Used for installation in flat roofs to bring natural light into areas of the house where a flat roof window installation is either not possible or not appropriate. The frame is made of white PVC. Supplied with polycarbonate dome.

Flexible sun tunnels

- Flexible fibreglass tunnel, with reflective inner coating
- Recommended tunnel length for flat roof is between 0.2 m and 0.9 m
- 0.9 m tunnel supplied
- Available in 35 cm diameter

Tunnel diameter	14"/35 cm
External frame size (wxh) cm	60x60



Flexible sun tunnels

TCF OK14 1010	35 cm diameter flat roof flexible tunnel with polycarbonate cover.	436
---------------	--	-----

Accessories

ZTL 014	Low-energy light kit for 10" and 14", fits inside tunnel, requires mains connection. Bulb supplied.	92
---------	---	----

All prices in GBP (£)
Find all sizes and prices on velux.co.uk



Accessories



Accessories

Page 160

Electric accessories
Rod controls
Locks and restrictors
Maintenance kits
Installation tools

Smoke ventilation systems

Page 162



KUX 110



KSX 100K



KLB 100



KLI 311, 312 and 313



KLF 200



KSX 100



ZCT 100 and ZCT 200K



ZOZ 085



ZOZ 012K1



ZOZ 010KC S011



ZZZ 129KI and ZZZ 130KI



ZZZ 131KI



ZZZ 176KI



ZZZ 258

Roof window accessories

Electric accessories

Power supply KUX 110

Power supply for remote operation of VELUX electric anti-heat shutters and blinds on a manual roof window or fixed flat roof window.

Upgrade kit KSX 100K

Complete solar-powered upgrade kit for VELUX manual centre-pivot roof window. Upgrades manual roof windows to remote operation with no wiring needed. Includes rain sensor. For windows manufactured after February 2014. Not compatible with CK01, CK02, MK27, PK25 and SK01.

Battery back up KLB 100

The battery backup ensures that if there is a power outage, VELUX electrically operated windows are closed and VELUX electrically operated blinds/shutters raised. It is recommended for use in regions affected by frequent power failures.

VELUX Wall switch – roof windows KLI 311

The wireless wall switch KLI 311 lets you conveniently open, close and stop VELUX solar and electrically operated

roof windows or VELUX roof windows that have been upgraded for electric or solar operation. One switch can be used to operate several roof windows.

VELUX Wall switch – interior sunscreening KLI 312

The wireless wall switch KLI 312 lets you conveniently open, close and stop VELUX solar and electrically operated interior blinds. One switch can be used to operate several blinds.

VELUX Wall switch – exterior heat protection KLI 313

The wall switch KLI 313 lets you conveniently open, stop and close solar or electrically operated VELUX exterior anti-heat shutters and blinds. One switch can be used to operate several exterior blinds or shutters.

VELUX Interface KLF 200

KLF 200 is programmable and can be used for operation of io-homecontrol® compatible electrical products via external control devices like switches and sensors (potential-free contacts). Can operate 5 products or 5 groups with up to 200 electrical products. Can also be used as a io-homecontrol® repeater.

Upgrade kit KSX 100

Complete solar-powered upgrade kit for VELUX manual centre-pivot roof window. Upgrades manual roof windows to remote operation with no wiring needed. Includes rain sensor. For windows manufactured between April 1986 and January 2014. Not compatible with M27, P25 and 425.

Rod controls

Telescopic control rod ZCT 200K

The 100-180 cm expandable rod enables operation of VELUX manually operated centre-pivot roof windows, interior blinds and insect screens installed out-of-reach.

Control rod extension ZCT 100

Extension piece for telescopic control rod ZCT 200K, adding 100 cm to the up to 180 cm long telescopic control rod.

Interior blind adaptor ZOZ 085

Adaptor to allow remote operation of interior blind by control rod ZCT 200K.

Locks and restrictors

Security lock ZOZ 012K1

Extra security lock for VELUX centre-pivot roof windows that prevents the roof windows from being opened from the inside without a key.

Opening Restrictor with key ZOZ 010KC S011

Opening restrictor (safety latch) that prevents VELUX centre-pivot roof windows from opening more than 10 cm. Suitable for roof windows of frame height 98 cm and above.

Maintenance kits

ZZZ 129KI

Professional repair kit designed to cover up marks and top finish scratches on VELUX white polyurethane roof windows.

ZZZ 130KI

Professional repair kit designed to repair marks and top finish scratches on VELUX white painted roof windows.

ZZZ 131KI

Care kit for VELUX white painted roof windows. Includes special cleaner for removal of oil and grease, protector to restore the water-repellent surface and an application sponge.

ZZZ 176KI

Professional repair kit designed to repair marks and top finish scratches on VELUX clear lacquered roof windows.

Installation tools

ZZZ 258

The VELUX Protect Tool consists of 3 flexible, rubber profiles that are fitted onto the bottom and side frames to prevent the sash from making marks in the window during installation. Can be used with VELUX sloping roof window types and sizes.

Electric accessories	
KUX 110	125
KSX 100K	273
KSX 100	273
KLB 100	185
KLI 311	23
KLI 312	23
KLI 313	23
KLF 200	142
Rod controls	
ZCT 100	18
ZCT 200K	30
ZOZ 085	8
Locks and restrictors	
ZOZ 012K1	60
ZOZ 010KC S011	58
Maintenance kits	
ZZZ 129KI	15
ZZZ 130KI	15
ZZZ 131KI	34
ZZZ 176KI	15
Installation tools	
ZZZ 258	31

All prices in GBP (£)
Find all sizes and prices on velux.co.uk




KFC 210



KFC 220



KFA 100



KFK 200



KFK 100



KLA 200

Accessories for smoke ventilation systems

Control systems

Control systems for smoke ventilation windows

Connection options for higher level external control systems and fire alarm systems. Integrated forwarding of alarm and error messages as well as timed ventilation function.

KFC 210

VELUX smoke ventilation control system

- 1 control unit for connecting up to – 4 smoke ventilation pitched roof windows OR 1 smoke ventilation flat roof window. Includes battery backup for at least 72 hours, with integrated main control panel and ventilation switches
- For the control systems, the accessories must be ordered separately

KFC 220

VELUX smoke ventilation control system

- 1 control unit for connecting up to – 8 smoke ventilation pitched roof windows OR 2 smoke ventilation flat roof window. Includes battery backup for at least 72 hours, with integrated main control panel and ventilation switches
- For the control systems, the accessories must be ordered separately

Accessories

KFA 100

Diffused light smoke detector, white

KFK 200

Ventilation switch, concealed, pearl white

KFK 100

Break glass unit, grey

KLA 200

Rain sensor, grey, in combination with a KFX controller or KFC 210/220 controller and VELUX GGL/GGU smoke ventilation pitched-roof window

Control systems

KFC 210	732
KFC 220	949

Accessories

KFA 100	89
KFK 200	49
KFK 100	89
KLA 200	71

* Smoke alarm, main control panel, rain sensor and ventilation switches must be ordered separately.

All prices in GBP (£)
Find all sizes and prices on velux.co.uk

Practical information

Practical information

Page 165

VELUX installation training

Dealer information

After sales service

VELUX Rewards

Online professional tools

Guarantees

Size and replacement

Page 167

Roof window replacement

The VELUX product code system

The VELUX product code system

Page 168

How to locate your window type and size

Replacement of interior trim

Compatibility table

Page 169



Practical information



VELUX installation training

We offer different training formats to suit your business needs. You can attend our installation and product courses online via the VELUX Online Training Academy, at our training facilities, or our mobile training unit can visit your site for tailor-made training for your team (subject to terms).

Find out more at velux.co.uk/training

Interested in becoming a VELUX Certified Installer? Go to velux.co.uk/certified to find out more information



VELUX Rewards

You can earn rewards with a large range of VELUX products all year round! Simply sign up for a VELUX Rewards account and upload invoices for any qualifying products. Once approved, your account will be credited with points that you can spend with our large range of top-brand partners. With between £3-£30 Rewards available on most products, your points can really add up, so make sure you claim every time! Terms and conditions apply.

Register at velux.co.uk/rewards



Dealer information

The easiest way to place a merchant order is via our Dealer Extranet or EDI platforms. VELUX Dealer Extranet offers a number of additional features, such as creating quotes, client quotes, delivery track and trace, return requests and much, much more.

Access Dealer Extranet at dealerextranet3.velux.co.uk

EDI (Electronic Data Interchange) may be a suitable option for merchants who place a large number of orders each month. VELUX can accommodate a number of different EDI formats.

To explore options, please email: etrading@velux.co.uk with your requirements.



Online professional tools

The VELUX website contains everything you need to know about our products and installation. The latest product information, installation instructions and a number of visualisation tools can be found online.

See all tools and resources at velux.co.uk/professional



Guarantees

All VELUX products and accessories are thoroughly tested to deliver the high quality you expect. In the rare event that your VELUX product doesn't meet your expectations, we offer the following guarantees:

- | | |
|---|--|
| 10-year
VELUX pitched and flat roof windows, sun tunnels and sealing products | 3-year
Interior blinds and Insect screen, external shutters and blinds, motors and accessories for solar and electric products |
| 3-year
Solar or electric external blinds and anti-heat blinds | 2-year
Roof windows for uninhabited spaces |

In addition, we ensure that spare parts are available for products that are up to 25 years old.



After sales service

Whether you want to get installation advice, ask a question about a specific product or get tips for your construction project, the VELUX Customer Care team is here to help:

Business customers
01592 778225

Homeowners
01592 778225

Project support
01592 778873



Roof window replacement

Replacing a VELUX roof window is easier than you think. It can be done in as little as 4 hours, and it allows for improved energy efficiency, a better indoor climate and more daylight and fresh air.

- Same standard VELUX sizes available
- Usually fitted quickly and easily from the inside
- Minimal mess and disruption to internal finish

How to locate the window type and size

The same standard sizes are still available today and there are plenty of opportunities for upgrading. Flashing for replacements can be found on page 101.

For advice on what type of operation and finish of roof window to select go to page 20.

Start your replacement journey with a VELUX Certified Installer:
velux.co.uk/replacement



From 2012	<p>Type Size</p>
1998-2011	<p>Type Size</p>
1992-1998	<p>Type Size</p>
Before 1992	<p>Type Size</p>

The VELUX product code system

All VELUX products use the following classification code system:

GGL MK06 2070 21

Window type GGL MK06 2070 21
 Window size GGL MK06 2070 21
 Interior finish GGL MK06 2070 21
 Exterior finish GGL MK06 2070 21
 Glazing GGL MK06 2070 21
 Operation GGL MK06 2070 21

Window types

GBL	Low pitch roof window in pine
GCL	Roof window for heritage, conservation and historical buildings
GGU	Centre-pivot roof window in white polyurethane
GGL	Centre-pivot roof window in pine
GGLS	Centre-pivot 2in1 or 3in1 roof window in pine
GPLS	Top-hung 2in1 or 3in1 roof window in pine
GPU	Top-hung roof window in polyurethane, 45°
GPL	Top-hung roof window in pine, 45°
GIU	Sloping extension window element in polyurethane
GIL	Sloping extension window element in pine
VIU	Fixed vertical extension window element in polyurethane
VFE	Openable vertical window element in pine, tilt inwards
VFA	Openable vertical window element in pine, tilt and turn inwards/left-hinged
VFB	Openable vertical window element in pine, tilt and turn inwards/right-hinged
GDL	Roof balcony in pine
GEL	Top-hung roof terrace section in pine
VEA	Left-hinged vertical roof terrace section in pine
VEB	Right-hinged vertical roof terrace section in pine
VEC	Fixed vertical roof terrace section in pine
GVT	Side-hung craftsman's roof exit for uninhabited rooms (black polyurethane)
TWF/TLF	Flexible sun tunnel
TWR/TLR	Rigid sun tunnel
CVU	Solar or electric flat roof window
CFU	Fixed flat roof window
CSP	Flat roof smoke ventilation window
CXP	Flat roof exit window, 60°

Window size

See all sizes on VELUX size and compatibilities chart on page 170

Compatible roof windows, flashing frames, other built-in products and corresponding interior roller blinds are marked with a 'K' in the size code

Interior finish

- 0 White polyurethane
- 2 White painted wood
- 3 Clear lacquered pine

Exterior cover

- 0 Aluminium

Glazing

- 70 2-layer glazing with rain noise reduction, laminated safety glass, UV protection and extra toughened glass
- 68 3-layer glazing for improved energy efficiency
- 66 3-layer glazing for high energy efficiency with easy to clean and anti-dew coatings
- 67 Our best performing 3-layer glazing delivering optimal energy efficiency and indoor comfort

Operation

- 21U Electrically operated roof window
- 30 Solar-powered roof window
- 40 Smoke ventilation


Compatibility table

Window generation	Size window	BLINDS		ANTI-HEAT BLINDS		ANTI-HEAT BLACKOUT BLINDS	ANTI-HEAT BLACKOUT SHUTTERS	
		Blinds	Manual (MHL)	Solar (MSL) and Electric (MML)	Solar (SSS)	Solar (SSL) and Electric (SML)		
Since 2014	CK01	CK01	CK00	CK01		CK01	CK01	
New Generation	CK02	CK02	CK00	CK02		CK02	CK02	
	CK04	CK04	CK00	CK04		CK04	CK04	
	CK06	CK06	CK00	CK06		CK06	CK06	
	FK06	FK06	FK00	FK06		FK06	FK06	
	FK08	FK08	FK00	FK08		FK08	FK08	
	MK04	MK04	MK00	MK04		MK04	MK04	
	MK06	MK06	MK00	MK06		MK06	MK06	
	MK08	MK08	MK00	MK08		MK08	MK08	
	PK04	PK04	PK00	PK04		PK04	PK04	
	PK06	PK06	PK00	PK06		PK06	PK06	
	PK08	PK08	PK00	PK08		PK08	PK08	
	PK10	PK10	PK00	PK10		PK10	PK10	
	SK01	SK01	SK00	SK01		SK01	SK01	
	SK06	SK06	SK00	SK06		SK06	SK06	
	SK08	SK08	SK00	SK08		SK08	SK08	
	UK04	UK04	UK00	UK04		UK04	UK04	
	UK08	UK08	UK00	UK08		UK08	UK08	
	Since 2001	C01	C01	CK00	CK01		CK01	CK01
V21	C02	C02	CK00	CK02		CK02	CK02	
	C04	C04	CK00	CK04		CK04	CK04	
	C06	C06	CK00	CK06		CK06	CK06	
	F06	F06	FK00	FK06		FK06	FK06	
	F08	F08	FK00	FK08		FK08	FK08	
	M04	M04	MK00	MK04		MK04	MK04	
	M06	M06	MK00	MK06		MK06	MK06	
	M08	M08	MK00	MK08		MK08	MK08	
	P04	P04	PK00	PK04		PK04	PK04	
	P06	P06	PK00	PK06		PK06	PK06	
	P08	P08	PK00	PK08		PK08	PK08	
	P10	P10	PK00	PK10		PK10	PK10	
	S01	S01	SK00	SK01		SK01	SK01	
	S06	S06	SK00	SK06		SK06	SK06	
	S08	S08	SK00	SK08		SK08	SK08	
	U04	U04	UK00	UK04		UK04	UK04	
	U08	U08	UK00	UK08		UK08	UK08	
	Between 1992 and 2000	101	101	100	CK01		CK01	CK01
VES	102	102	100	CK02		CK02	CK02	
	104	104	100	CK04		CK04	CK04	
	206	206	200	FK06		FK06	FK06	
	304	M04	MK00	MK04		MK04	MK04	
	306	M06	MK00	MK06		MK06	MK06	
	308	M08	MK00	MK08		MK08	MK08	
	404	P04	PK00	PK04		PK04	PK04	
	406	P06	PK00	PK06		PK06	PK06	
	408	P08	PK00	PK08		PK08	PK08	
	410	P10	PK00	PK10		PK10	PK10	
	601	S01	SK00	SK01		SK01	SK01	
	606	S06	SK00	SK06		SK06	SK06	
	608	S08	SK00	SK08		SK08	SK08	
	804	U04	UK00	UK04		UK04	UK04	
	808	U08	UK00	UK08		UK08	UK08	
	Before 1992	9	C01	CK00	CK01		CK01	CK01
	VKI	6	C04	CK00	CK04		CK04	CK04
		5	5	5	5		5	5
1		M04	MK00	MK04		MK04	MK04	
14		M06	MK00	MK06		MK06	MK06	
2		M08	MK00	MK08		MK08	MK08	
3		P10	PK00	PK10		PK10	PK10	
31		P04	PK00	PK04		PK04	PK04	
4		S06	SK00	SK06		SK06	SK06	
10		S08	SK00	SK08		SK08	SK08	
7		U04	UK00	UK04		UK04	UK04	
8		U08	UK00	UK08		UK08	UK08	

Size and replacement

Looking to replace your existing VELUX roof window?
Use the size guide to locate your current window code
and the replacement code.

Using our size guide



Roof windows

External frame sizes (w×h) mm		472	550	660	780	942	1140	1340
550						PK25 GGL 425 P25		
624				MK27 GGL M27				
698		CK01 GGL 9 101 C01					SK01 GGL 601 S01	
778		CK02 GGL 102 GGU C02						
978	BK04 GGL 804 B04	CK04 GGL 6 GGU 104 GPU C04	FK04 GGL 204 GGU F04	MK04 GGL 1 GGU 304 GPU M04	PK04 GGL 31 GGU 404 GPU P04			UK04 GGL 7 GPL 804 GGU U04
1178		CK06 GGL 6 GGU 206 GPU C06	FK06 GGL (5)* GGU 206 GPU F06	MK06 GGL 14 GGU 306 GPU M06	PK06 GGL 406 GGU P06	SK06 GGL 4 GGU 606 GPU S06		UK06 GGL
1398			FK08 GGL 2 GGU 308 GPU F08	MK08 GGL 2 GGU 308 GPU M08	PK08 GGL 408 GGU P08	SK08 GGL 10 GGU 608 GPU S08		UK08 GGL 8 GPL 808 GGU U08
1600				MK10 GGL 13 GGU 310 GPU M10	PK10 GGL 3 GGU 410 GPU P10	SK10 GGL 610 GGU S10		UK10 GGL 810 GGU U10
1800				MK12 GGL 312 M12				

* GGL 5 is 700mm wide

Roof terrace

External frame sizes (w×h) mm		780
1360		M08 GEL 308
1090		M35 VEA VEB VEC 335

Cold room windows

External frame sizes (w×h) mm		460	540
610		GVK	
830			103 GVT

2in1 and 3in1 roof windows

External frame sizes (w×h) mm		1270	1390	1510	1552	1880
1178		FFK06 GGLS GPLS	FMK06 GGLS GPLS	MMK06 GGLS GPLS	FPK06 GGLS GPLS	FFKF06 GGLS GPLS
1398		FFK08 GGLS GPLS	FMK08 GGLS GPLS	MMK06 GGLS GPLS	FPK08 GGLS GPLS	FFKF08 GGLS GPLS

Heritage conservation roof windows

External frame sizes (w x h) mm. When installing, additional 20 mm are required around the frame for the pre-installed insulation material

External frame sizes (w x h) mm		550	660	780	942	1140
978		CC04 GCL				
1178		CC06 GCL	FC06 GCL	MC06 GCL		
1398			FC08 GCL	MC08 GCL	PC08 GCL	SC08 GCL
1600						SC10 GCL

Roof balcony

External frame sizes (w×h) mm

External frame sizes (w×h) mm		780	942	1140
2520		MK19 (MK10) (MK34)	PK19 (PK10) (PK34)	SK19 (SK10) (SK34)

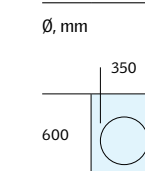
Sloping extension elements

External frame sizes (w×h) mm		472	550	660	780	942	1140	1340
920				FK34 GIU	MK34 GIL 334 GIU M34	PK34 GIL 434 GIU P34	SK34 GIL 634 GIU S34	UK34 GIL 834 GIU U34

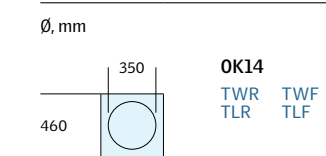


FSC® certification supports good forest management where the health and safety of forest workers is secured and forest wildlife is well looked after.

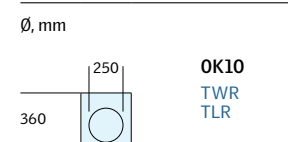
Flat roof sun tunnel Ø 350



Sun tunnel Ø 350



Sun tunnel Ø 250



Flat roof windows

Available sizes (w×h) mm

	600	800	900	1000	1200	1500	2000
600	060060 CFP CVP CFJ CVJ CFU CVU		090060 CFJ CVJ CFU CVU				200060 CFU CVU
800		080080 CFP CVP CFJ CFU CVJ CVU				150080 CFU CVU	
900	060090 CFP CVP		090090 CFP CVP CFJ CFU CVJ CVU		120090 CFJ CVJ CFU CVU		
1000				100100 CFP CVP CXP CSP	CFJ CVJ CFU CVU	150100 CFJ CVJ CFU CVU	200100 CFJ CVJ CFU CVU
1200			090120 CFP CVP CXP		120120 CFP CVP CXP CSP	CFJ CVJ CFU CVU	150120 CFU CVU
1500				100150 CFP CVP		150150 CFP CVP CFJ CVJ CFU CVU	

Base unit height 150 mm: CFP, CVP, CXP, CSP, CFU, CVU, CFJ, CVJ
 Base unit height 300 mm: CFJ, CVJ
 Base unit height 500 mm: CFJ, CVJ
 CFJ/CVJ 200100 only base unit height 150 mm

Vertical elements





External frame sizes (w×h) mm

	780	942	1140	1340
601	MK31 VFE 1/2-60 331 VIU M31	PK31 VFE 431 VIU 3-60 P31	SK31 VFE 631 VIU 4/10-60 S31	UK31 VFE 831 VIU 7/8-60 U31
955	MK35 VFE 1/2-95 334 VIU M34	PK35 VFE 434 VIU 3-95 P34	SK35 VFE 634 VIU 4/10-95 S34	UK35 VFE 834 VIU 7/8-60 U34
1155	MK36 VFE 1/2-115 336 VIU M36	PK36 VFE 436 VIU 3-95 P36	SK36 VFE 636 VIU 4/10-95 S36	UK36 VFE 836 VIU 7/8-60 U36
1375	MK38 VFE 1/2-1375 338 VIU M38	PK38 VFE 438 VIU 3-95 P38	SK38 VFE 638 VIU 4/10-95 S38	UK38 VFE 838 VIU 7/8-60 U38

VELUX Company Ltd
 Woodside Way
 Glenrothes
 Fife
 Scotland
 KY7 4ND

Tel: 01592 778 225

Email: sales@velux.co.uk
 Website: velux.co.uk

 facebook.com/VELUXGBI
 twitter.com/VELUXGBI
 pinterest.com/VELUXGBI
 instagram.com/VELUX



TRANSFORMING
 SPACES

VELUX RESERVE THE RIGHT TO PRINTING MISTAKES AND ERRORS IN THIS CATALOGUE